

Education Services

LCAP Community Engagement

Rialto Middle and CCDH Center



Presented by: Education Services

March 6 and 7, 2018

Presented by

Kelly Bruce

Lead Innovation Agent

John Roach

Lead Academic Technology Agent

Carol Mehochko

Agent Special Programs

What is the LCAP?

The Local Control and Accountability Plan (LCAP) and Annual Update Template documents and communicates local educational agencies' (LEAs) actions and expenditures to support student outcomes and overall performance.

The 8 State Priorities

Basic Services	Pupil Engagement
Implementation of State Standards	School Climate
Parental Involvement	Course Access
Pupil Achievement	Other Pupil Outcomes

27

Required State Data Elements for the LCAP

Pupil Achievement

- » Performance on statewide standardized tests.
- » Score on Academic Performance Index.
- » Share of pupils that meet the requirements for entrance to the University of California and the California State University or complete career technical education sequences or programs.
- » Share of English learners that become English proficient.
- » English learner reclassification rate.
- » Share of pupils that pass Advanced Placement exams with 3 or higher.
- » Share of pupils determined prepared for college by the Early Assessment Program.

Pupil Engagement

- » School attendance rates.
- » Chronic absenteeism rates.
- » Middle school dropout rates.
- » High school dropout rates.
- » High school graduation rates.

Other Pupil Outcomes

- » Other indicators of pupil performance in required areas of study.

School Climate

- » Pupil suspension rates.
- » Pupil expulsion rates.
- » Other local measures.

Parental Involvement

- » Efforts to seek parent input.
- » Promotion of parental participation.

Basic Services

- » Rate of teachers appropriately assigned and fully credentialed.
- » Pupil access to standards-aligned instructional materials.
- » Facilities maintained in good repair.

Implementation of State Standards

- » Implementation of State Board of Education-adopted academic content and performance standards for all pupils, including English learners.

Course Access

- » Pupils access and enrollment in all required areas of study.

The few to focus on

Academic Indicator

English Learner Progress

Chronic Absenteeism

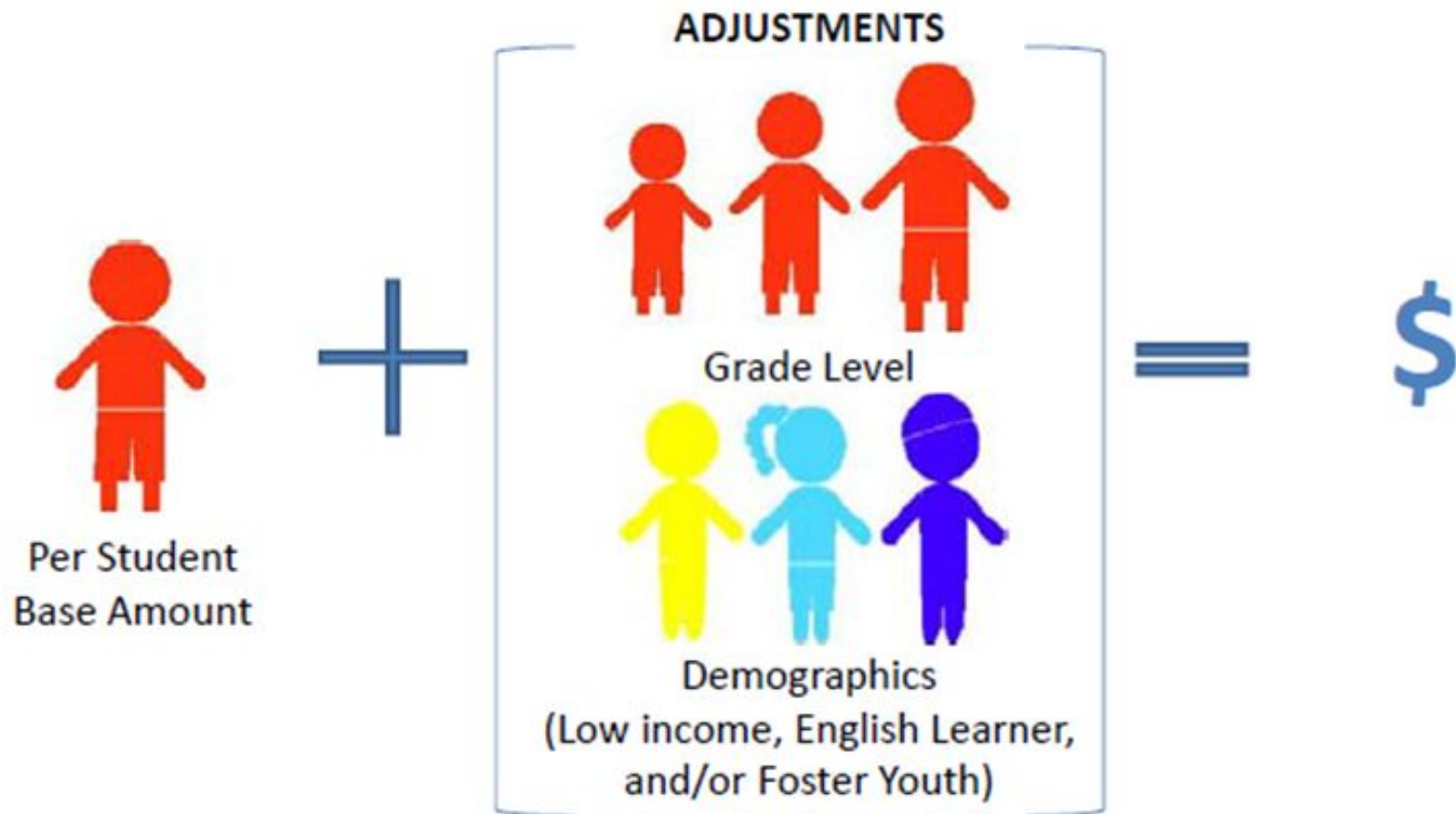
Graduation Rate

Suspension Rate

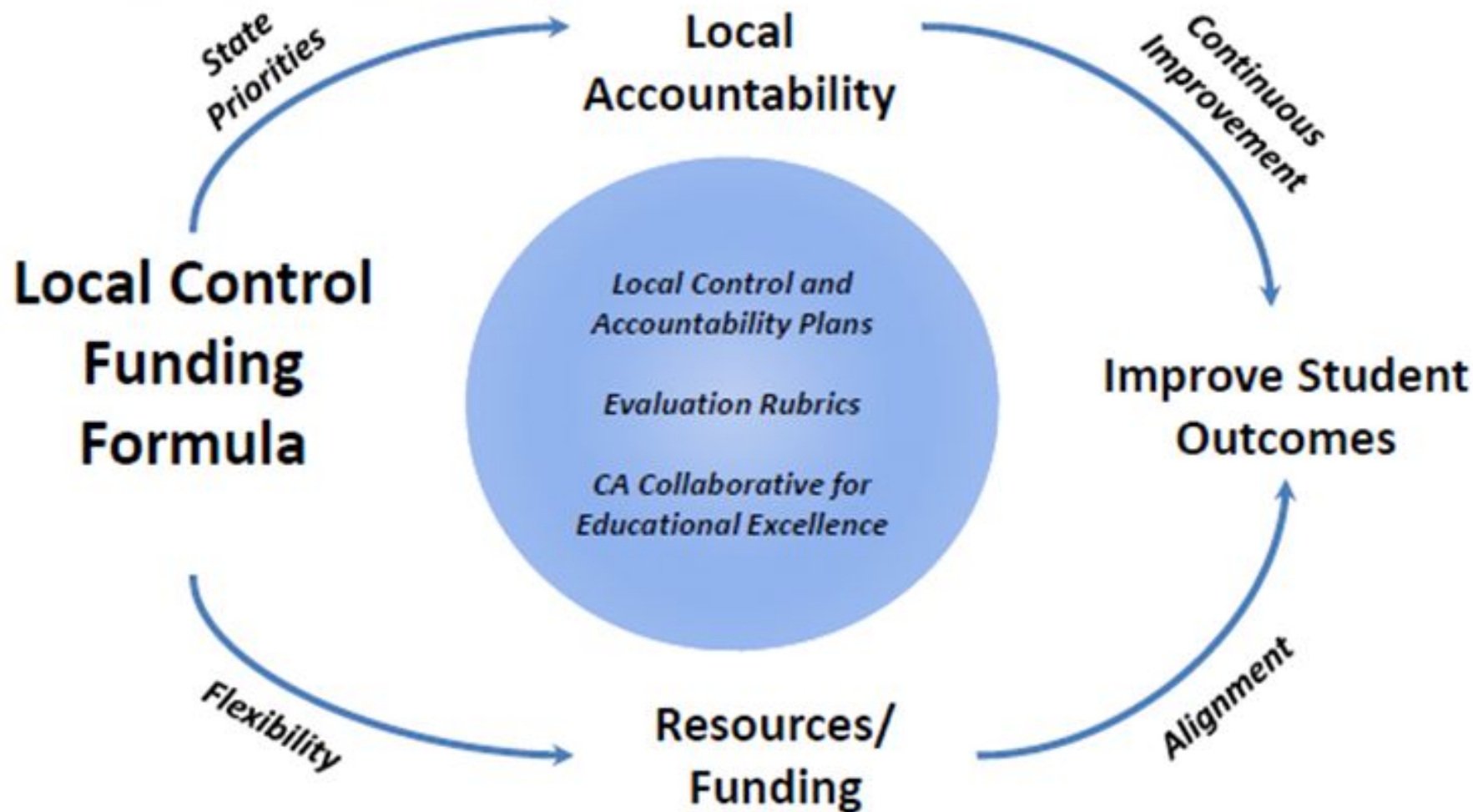
College/Career Indicator

Local Control Funding Formula Priority	State Indicator	Local Indicator
Priority 1		Basics Conditions at School
Priority 2		Implementation of State Academic Standards
Priority 3		Parent Engagement
Priority 4	Academic Indicator English Learner Indicator	
Priority 5	Chronic Absence Indicator Graduation Rate Indicator*	
Priority 6	Suspension Rate Indicator	
Priority 7	College/Career Indicator*	
Priority 8	College/Career Indicator*	Local Climate Survey

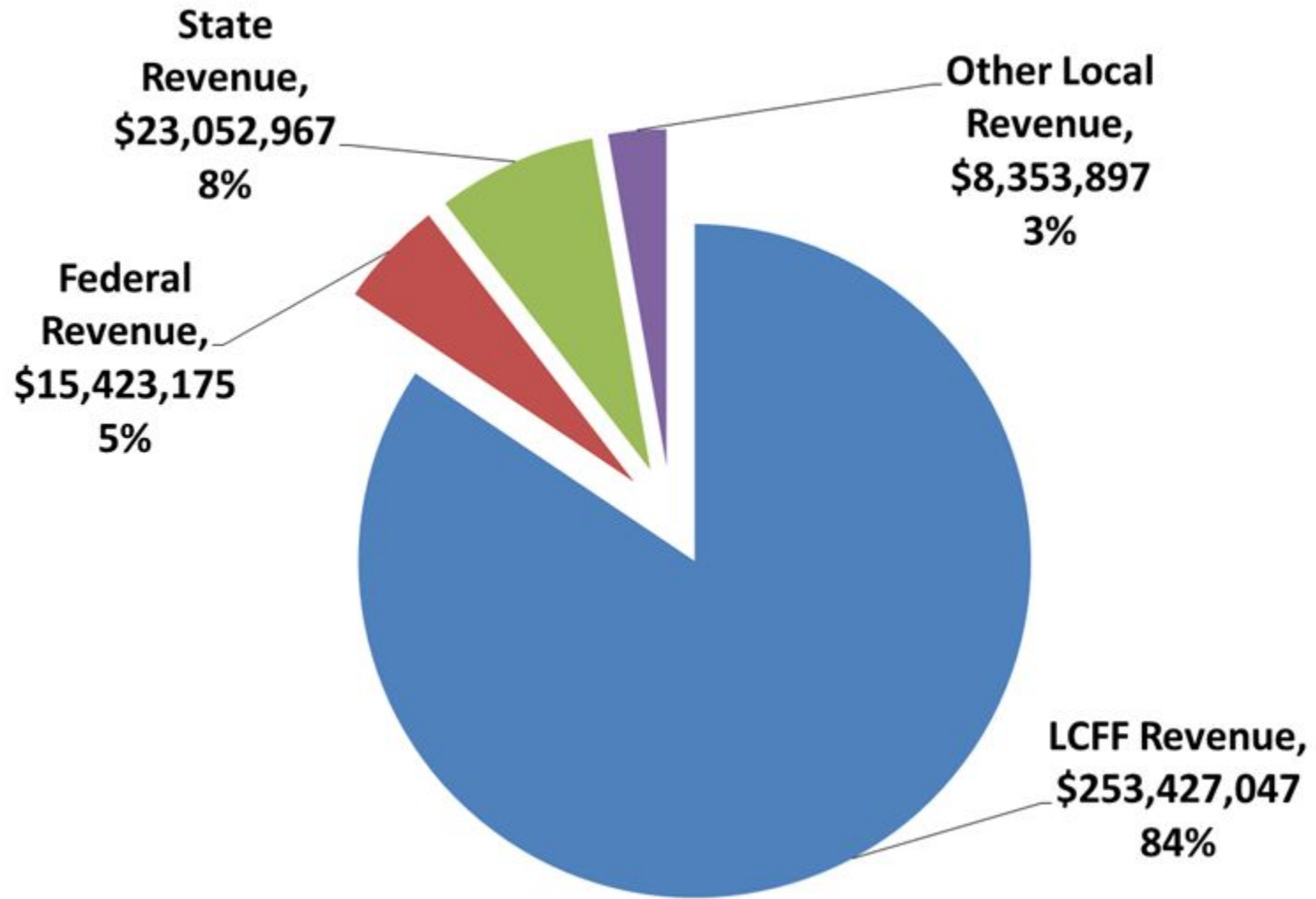
Local Control Funding Formula



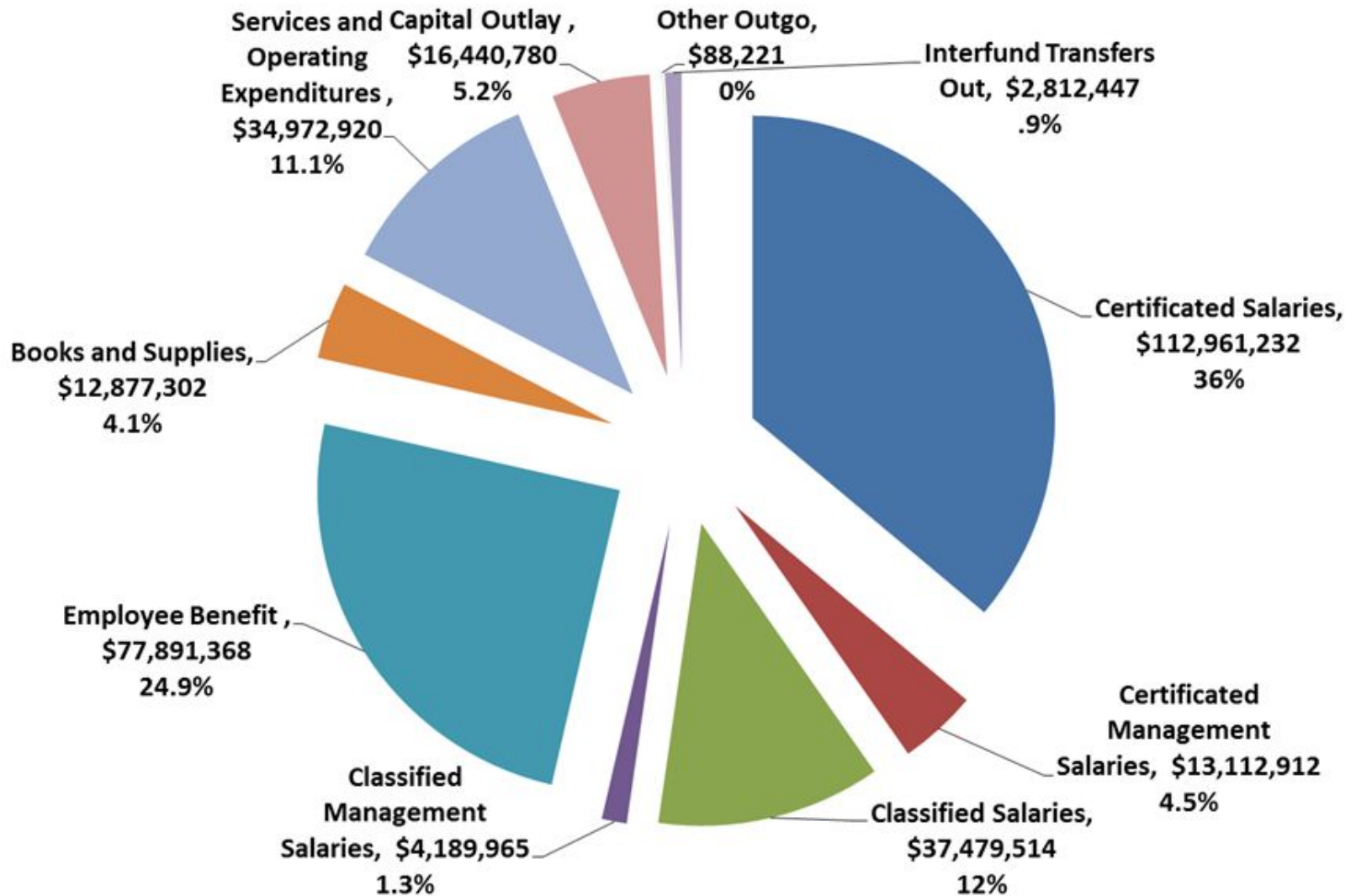
Reforming Education Finance and Accountability



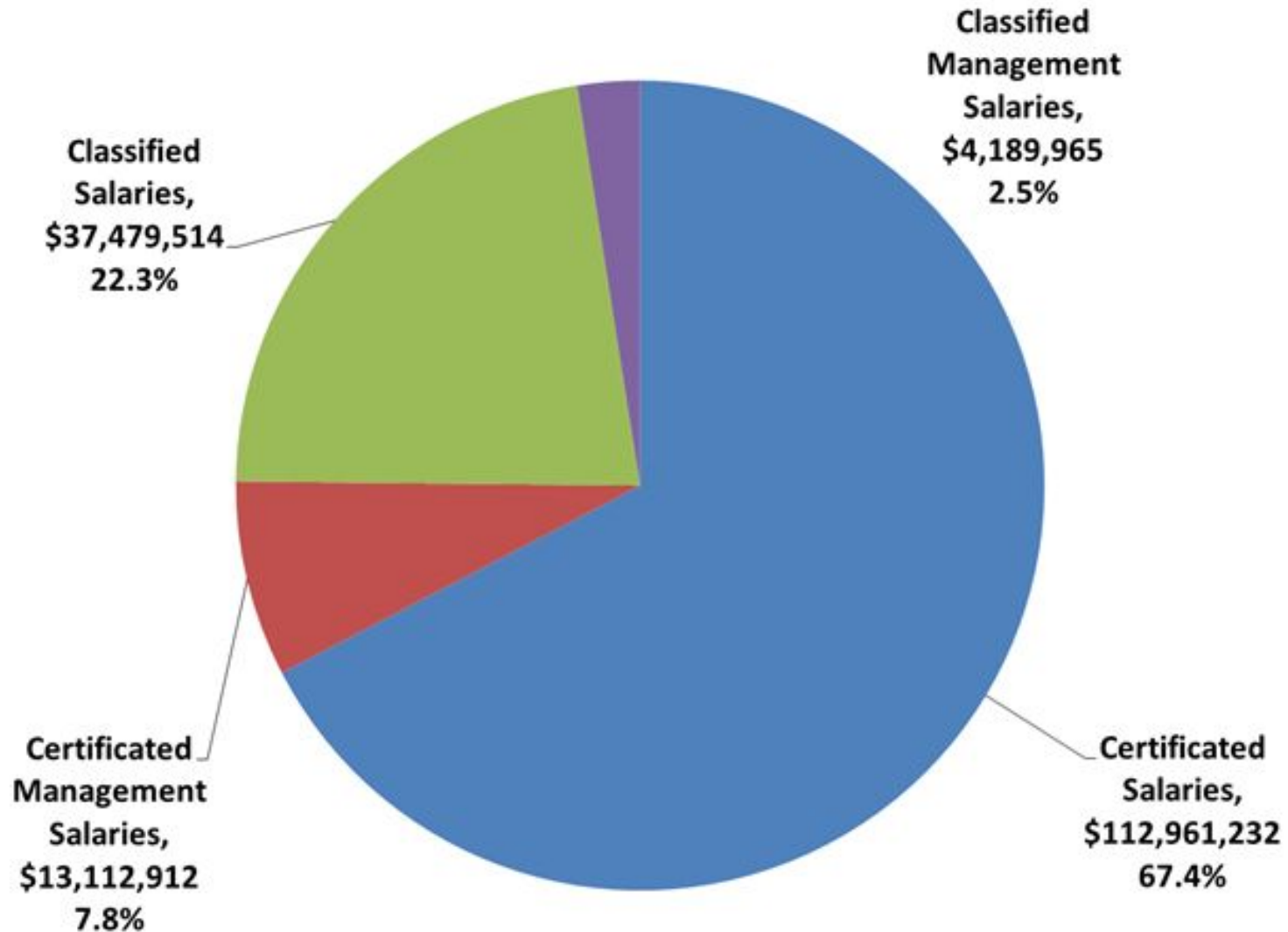
General Fund Revenue by Source



General Fund Expenditures by Category



General Fund Salaries and Benefits



Graduation Rate (2015/16)

90.2%

This is an increase of 3.8% from the prior year

Attendance Rate (2016/17)

96.47%

The District has maintained 96% or
higher attendance rate for over 3 consecutive years

Williams Compliance (2016/17)

Met

**The District has met Williams Compliance in Qualified
Teachers, Materials and Facilities for over 3 years**

California School Dashboard

www.caschooldashboard.org



California School
DASHBOARD



Additional LCAP Data

Kelly Bruce

Lead Innovation Agent

Stakeholder Feedback

Please give us feedback on the following:



Strategists/Estrategas



Questions

kec.rialto.k12.ca.us/lcap