



RIALTO USD
LCAP Community Engagement Meeting
March 6, 2017

8 State Priorities and Related Data Elements

Needs Assessment → Goals → Resource → Alignment → Services → Outcomes

★ Student Achievement

- Performance on assessments
- Academic Performance Index
- College and Career Readiness
- English learners becoming reclassified and proficient
- Advanced Placement Exams passage
- Prepared through Early Assessment Program

★ School Climate

- Student suspension rates
- Student expulsion rates
- Other local measures

★ Student Engagement

- School attendance rates
- Chronic absenteeism rates
- Middle School dropout rates
- High School dropout rates
- High School graduation rates

★ Basic Services

- Rate of teacher mis-assignments
- Student Access to standards-aligned instructional resources and materials
- Facilities

★ Parental Involvement

- Efforts to seek parent input
- Promotion of parental participation and leadership

★ Implementation of CCSS

- CCSS implementation results for all students, including English learners

★ Course Access

- Student access and enrollment in courses of study

★ Other Student Outcomes

- Other indicators of student performance in courses of study. May include performance and other exams.

Local Control
Funding Formula



WestEd

2016-2017 Rialto Unified School District Three Goals Aligned to Three Categories and the Eight State Priorities

CATEGORY B PUPIL OUTCOMES	CATEGORY A CONDITIONS FOR LEARNING	CATEGORY C ENGAGEMENT
<p>Goal 1: Pupil Achievement</p> <p>All Rialto USD students will succeed at every grade level and graduate high school demonstrating readiness for higher education, career, and life in the 21st Century.</p>	<p>Goal 2: Conditions for Learning</p> <p>Rialto USD will ensure all students are provided with access and opportunities to support learning with highly qualified teachers and professional learning communities that promote a culture of continuous improvement for student achievement.</p>	<p>Goal 3: School Climate</p> <p>Rialto USD will create a positive, safe, and engaging learning environment that is student and parent centered.</p>
<p>Priority 4: Pupil Achievement SBAC/CASSPP, CST-Science, A-G, CTE, CELDT – AMAOs & Reclassification Rate, EAP, AP Exam, DIBELS/ Lexiles, Honors, Interim Assessment</p> <p>Priority 8: Other Pupil Outcomes e.g. English, Math, SS, Science, VAPA, Health, PE, CTE & other</p>	<p>Priority 1: Basic Services: Teacher assignment, instructional materials, facilities</p> <p>Priority 2: Implementation of State Standards Access to Common Core & academic content, ELs access to CC, ELD</p> <p>Priority 7: Course Access Pupil enrollment in a broad course of study that includes all subject areas: English, Math, SS, VAPA, Health, PE, CTE & other</p>	<p>Priority 3: Parental Involvement (Parent input at school & district level, parent participation in programs for unduplicated pupils & special needs groups)</p> <p>Priority 5: Pupil Engagement School attendance rates, chronic absenteeism rates, middle & high school dropout rates, graduation rates</p> <p>Priority 6: School Climate Suspension & expulsion rates, student surveys, parent and teacher sense of safety and school connectedness</p>

CALIFORNIA ASSESSMENT OF STUDENT PERFORMANCE AND PROGRESS (CAASPP)

CAASPP

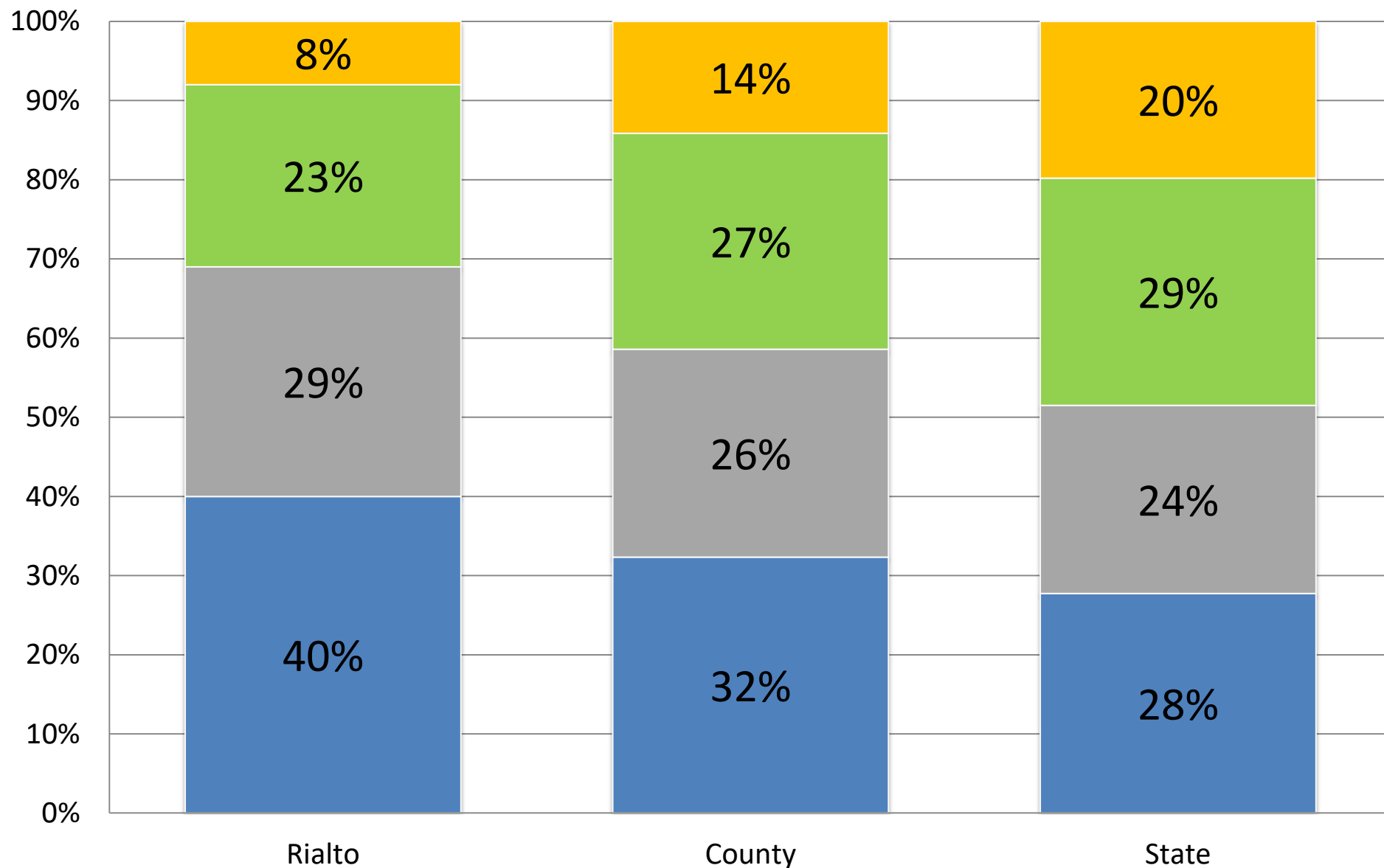
- Computer Adapted Test
- Selected Response Items
- Technology Enhanced Items
- Constructed Response Items
- Performance Tasks
- Not solely multiple choice
- Not fact based
- Most questions at Depth of Knowledge Level 2 & 3
- Most questions at Bloom's Application and Synthesis Levels

Goal 1: Achievement All Rialto USD students will succeed at every grade level and graduate high school demonstrating readiness for higher education, career, and life in the 21 st Century.									
Metric	12-13	13-14	14-15	15-16	Metric	12-13	13-14	14-15	15-16
CAASPP Met or Higher ELA	n/a	n/a	29%	31%	% ELA Credit Recovery				
CAASPP Met or Higher Math	n/a	n/a	17%	18%	Low Income				
Increase CST Science Grade 5	48%	54%	47%	43%	Foster Youth				
Increase CST Science Grade 8	60%	63%	59%	50%	African American				
Increase CST Science Grade 10	45%	47%	42%	37%	English Learner				
A-G Completion Rate	22.7%	20.7%	36.2%	Apr '17	% Math Credit Recovery				
EAP Readiness Rate ELA	11%	15%	12%	15%	Low Income				
EAP Readiness Rate Math	6%	3%	3%	4%	Foster Youth				
AP Score of 3 or Better	33.0%	34.0%	28.8%	Jun '17	African American				
8 th Grade Math CAASPP	n/a	n/a	14%	14%	English Learner				
8 th Grade Math C or Better	--	--	--	69%	AMAO 1	54.7%	54.0%	55.1%	59.1%
3 rd Grade Reading CAASPP			27%	28%	AMAO 2 – Less than 5 years	22.6%	22.9%	24.0%	27.0%
DIBELS At or Above Grade 3	n/a	54.0%	60.0%	55%	AMAO 2 – More than 5 years	44.4%	44.9%	44.7%	50.0%
CTE Completion Rate			81.35%		AMAO 3 – Participation	--	--	99%	n/a
Redesignation Rate	11.4%	10.8%	10.0%	10.2%	AMAO 3 – Graduation Rate			72.91%	n/a
AMAO 1	54.7%	54.0%	55.1%	59.1%	% ELs Long Term-Middle	--	--	9%	
Writing Prompt Grades 1-5					% ELs Long Term-High	--	--	89%	
Grade 3 ELA Interim (ICA)					% enrolled in NPS				
Grade 3 Math Interim (ICA)					% Low Income intra transfer				
Grade 8 & 11 Writing					SAT % Above 1500	19.7%	22.1%	18.65%	11.0%*
Grade 8 & 11 ELA Interim (ICA)					PSAT % Met Benchmarks	12.4%	9.7%	11%	11%
Grade 8 STAR 50 th % or >					# of Seal of Biliteracy Students	--	--	112	161
Math Chapter Test 70% or >					APEX Enrollment	--	--	504	
Math Performance Rubric					Grade 5 & 8 Keyboarding				
					CIPA Completion Rate				100%
					CAASPP Tech Skills Rate				

Goal 2: Conditions for Learning Rialto USD will ensure all students are provided with access and opportunities to support learning with highly qualified teachers and professional learning communities that promote a culture of continuous improvement for student achievement.					Goal 3: Engagement Rialto USD will create a positive, safe, and engaging learning environment that is student and parent centered.				
Metric	12-13	13-14	14-15	15-16	Metric	12-13	13-14	14-15	15-16
Maintain Teacher Assign Rate	99.4%	99.8%	99.7%	99.8%	# Parents Reporting Input				
Maintain Williams Compliance	Met	Met	Met	Met	Title 1 Parent Survey				
% of Repair Requests Met	--	--	--	75%	EL Parent Survey				
% Students Access to CCSS					Healthy Kids Survey				
% EL Receiving ELD					Parent Workshop Graduates			68	98
% Trained ELA/ELD Adoption					Family Leadership Schools				
% Weekly Access HSS/Science					% Schools with full SSC				96%
A-G Completion Rate	22.7%	20.7%	36.2%		% Schools with DAC Rep				93%
% 9 th Grade with 4 year plan			100%		% Schools with full ELAC				96%
% CTE Capstone Completion					% School with DELAC Rep				96%
					Graduation Rate	80.0%	81.0%	82.7%	Apr '17
					Semester Grad Check				
					Attendance Rate	96.68%	96.79%	96.46%	96.41%
					Chronic Absence Rate	9.42%	7.18%	9.02%	11.67%
					SARB Rate				3.3%
					Middle School Dropout Rate	--	0.2%	0.5%	Apr '17
					High School Dropout Rate	11.3%	9.8%	10.7%	Apr '17
					Cohort Graduation Rate	80.0%	81.0%	82.7%	Apr '17
					% students engaged				
					Expulsion Rate	0.1%	0.2%	0.0%	Apr '17
					Suspension Rate	7.2%	8.5%	5.7%	Apr '17

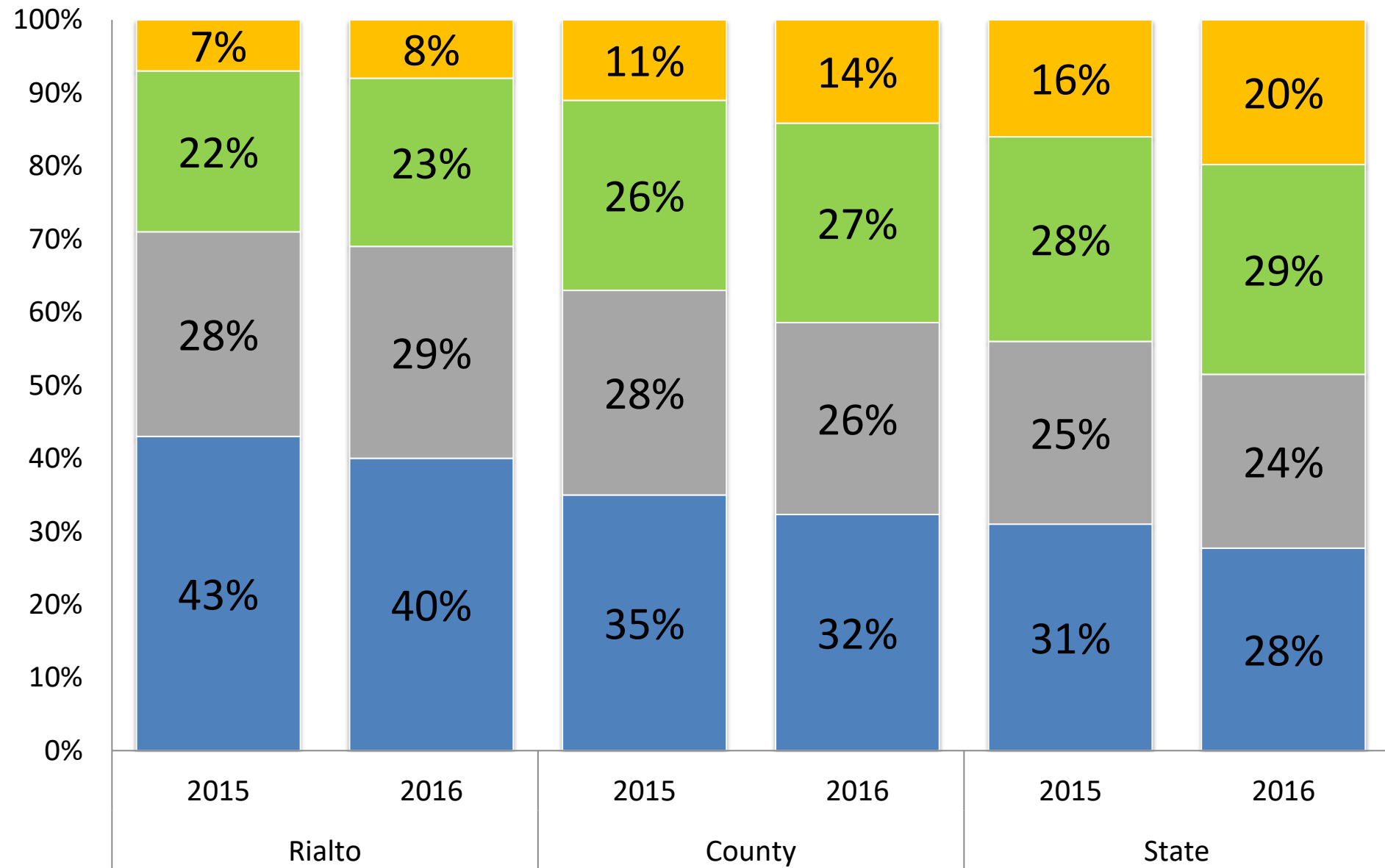
2016 ELA CAASPP Overall: All Students

■ Standard Not Met ■ Standard Nearly Met ■ Standard Met ■ Standard Exceeded



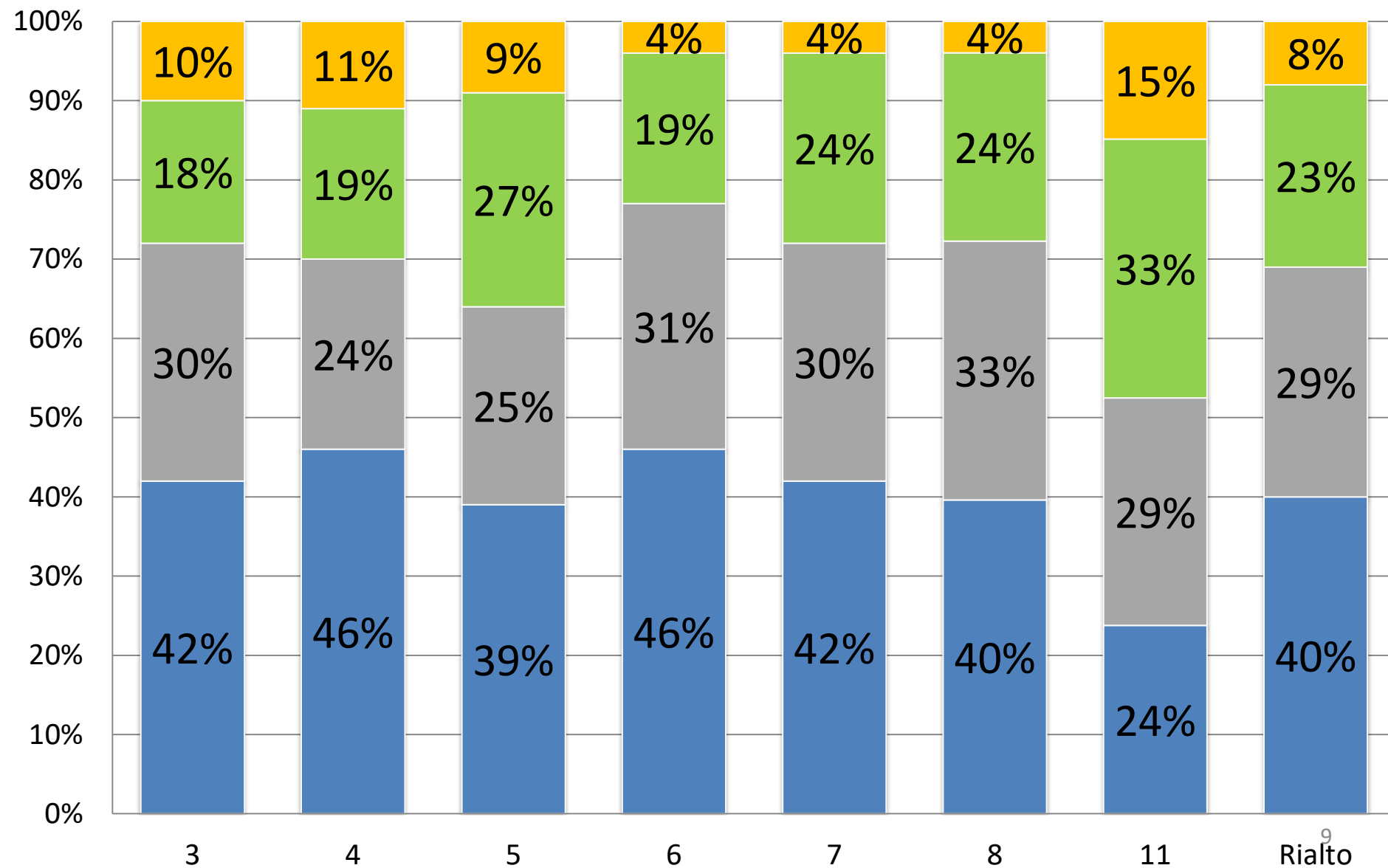
ELA 2-Year Comparison

■ Standard Not Met ■ Standard Nearly Met ■ Standard Met ■ Standard Exceeded



2016 ELA CAASPP Overall: All Students by Grade Level

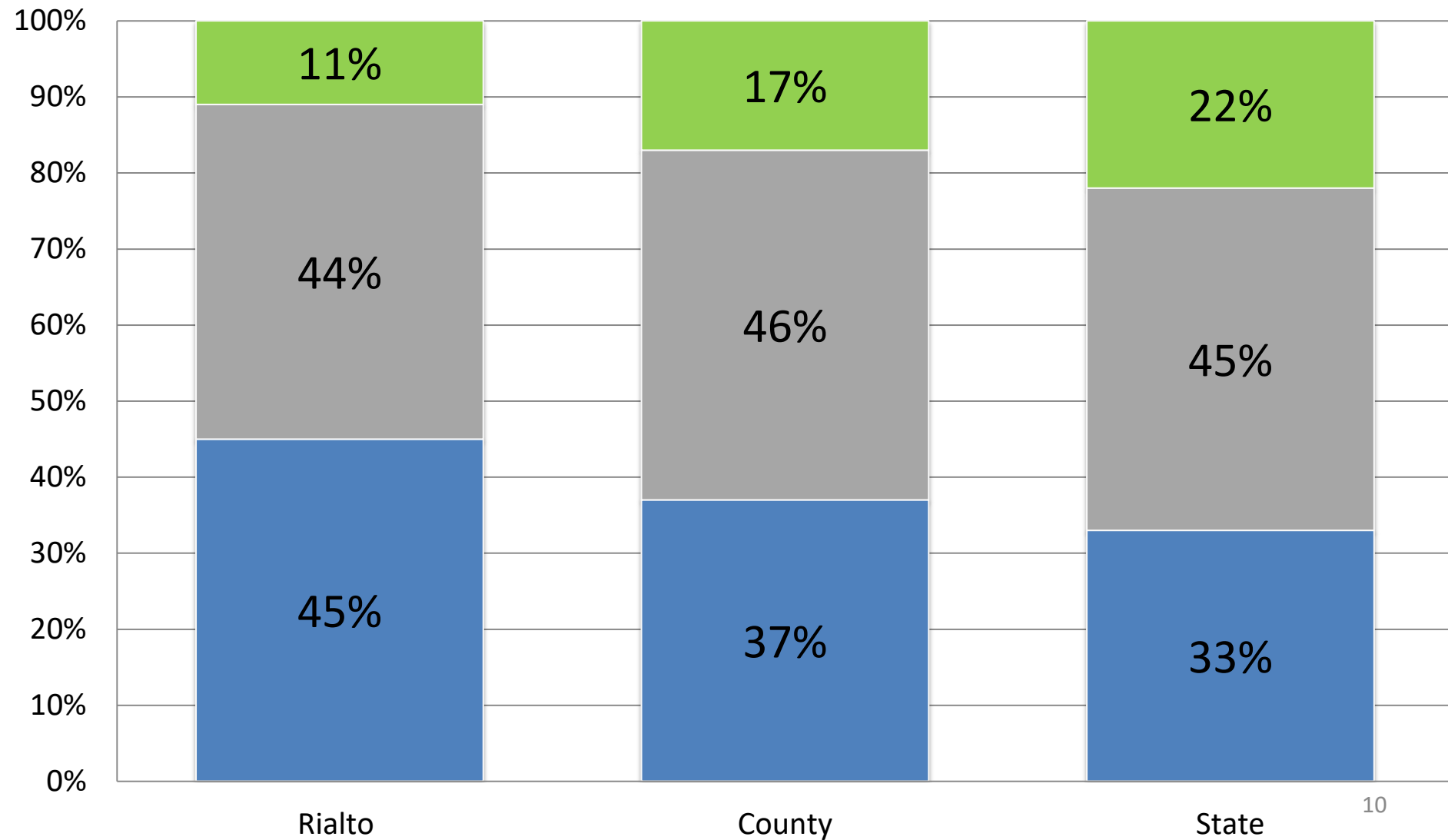
■ Standard Not Met ■ Standard Nearly Met ■ Standard Met ■ Standard Exceeded



2016 Reading Claim

How well do students understand stories and information that they read?

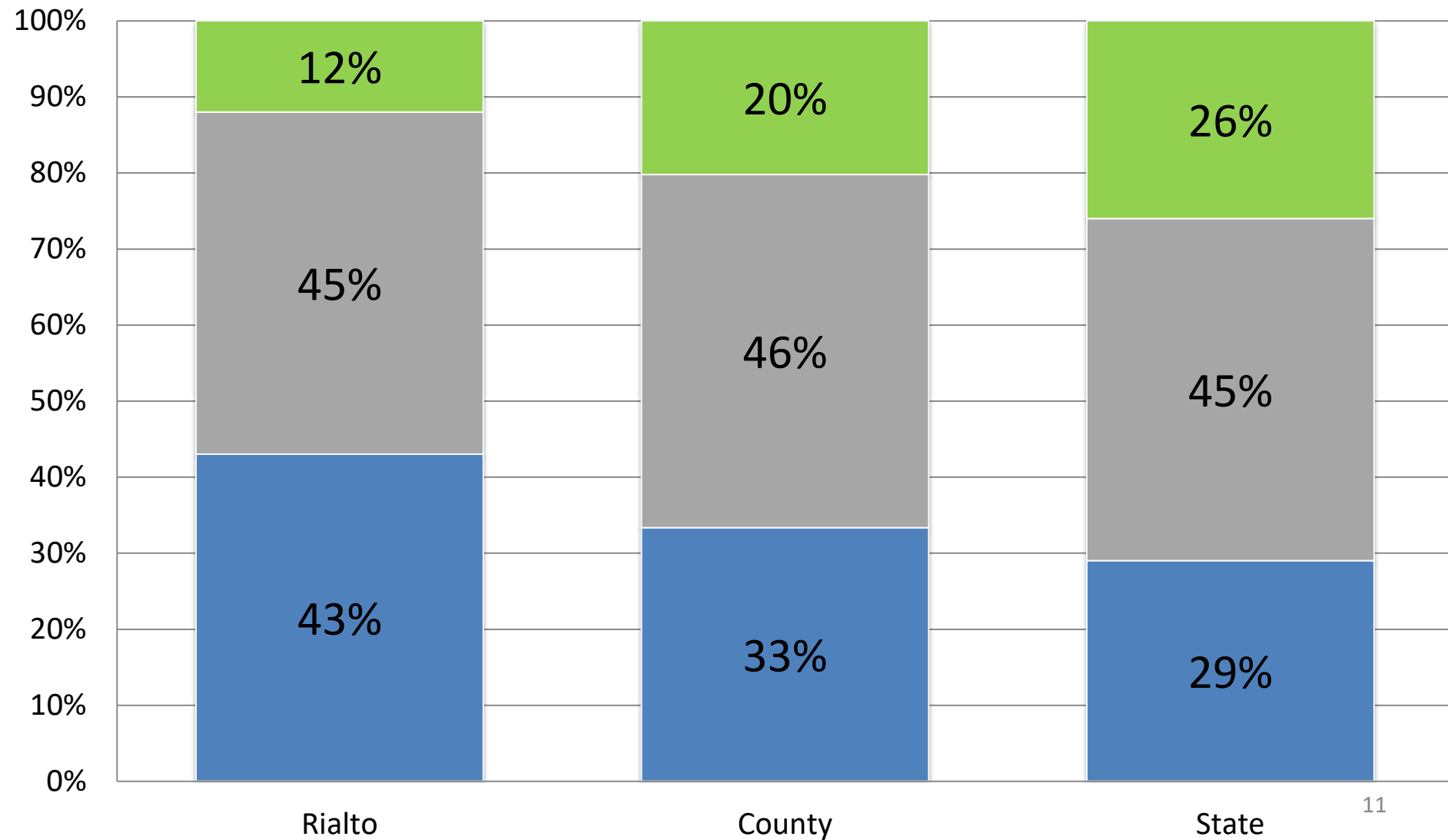
■ Below Standard ■ At/Near Standard ■ Above Standard



2016 Writing Claim

How well do students communicate in writing?

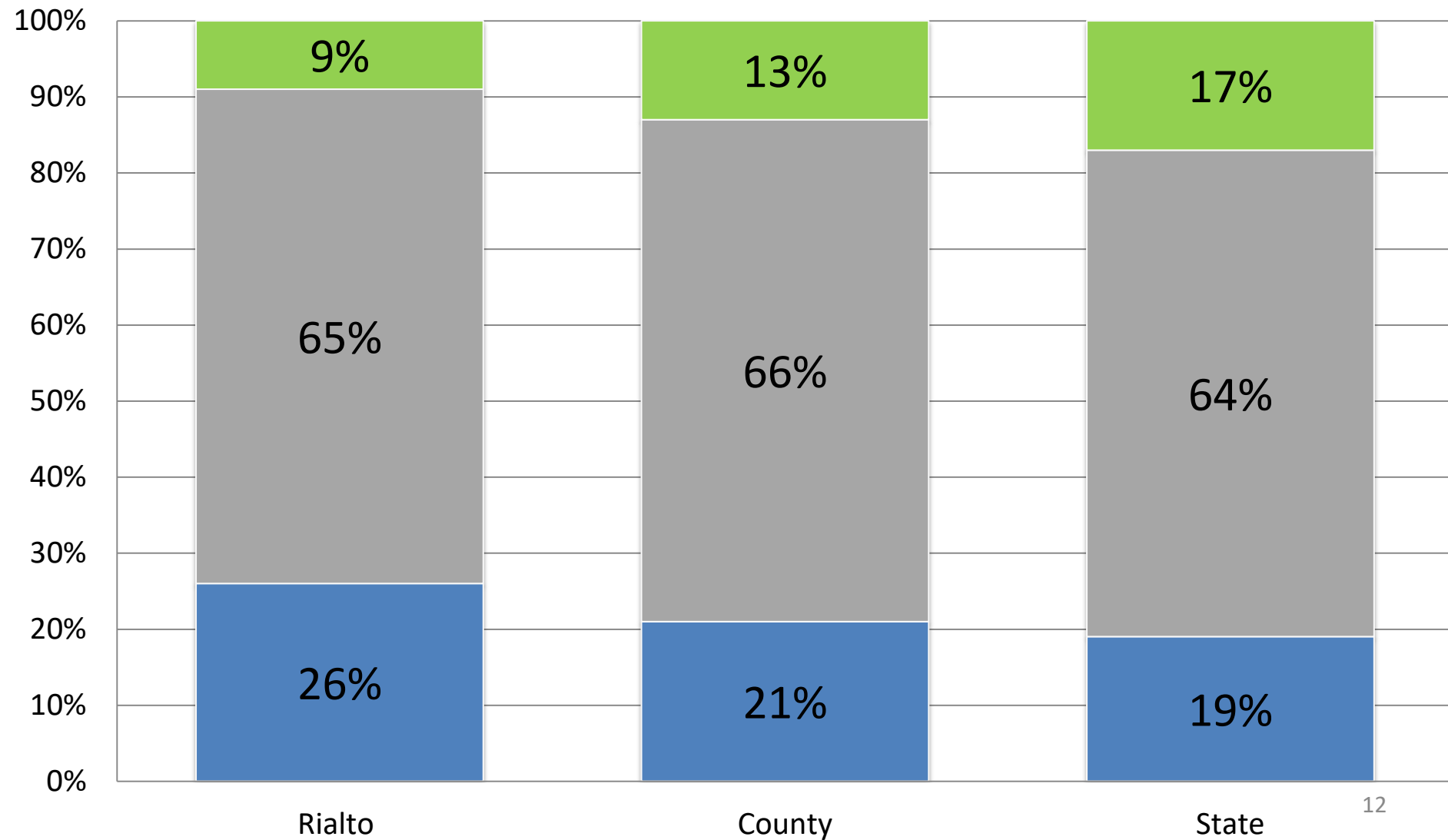
■ Below Standard ■ At/Near Standard ■ Above Standard



2016 Listening Claim

How well do students understand spoken information?

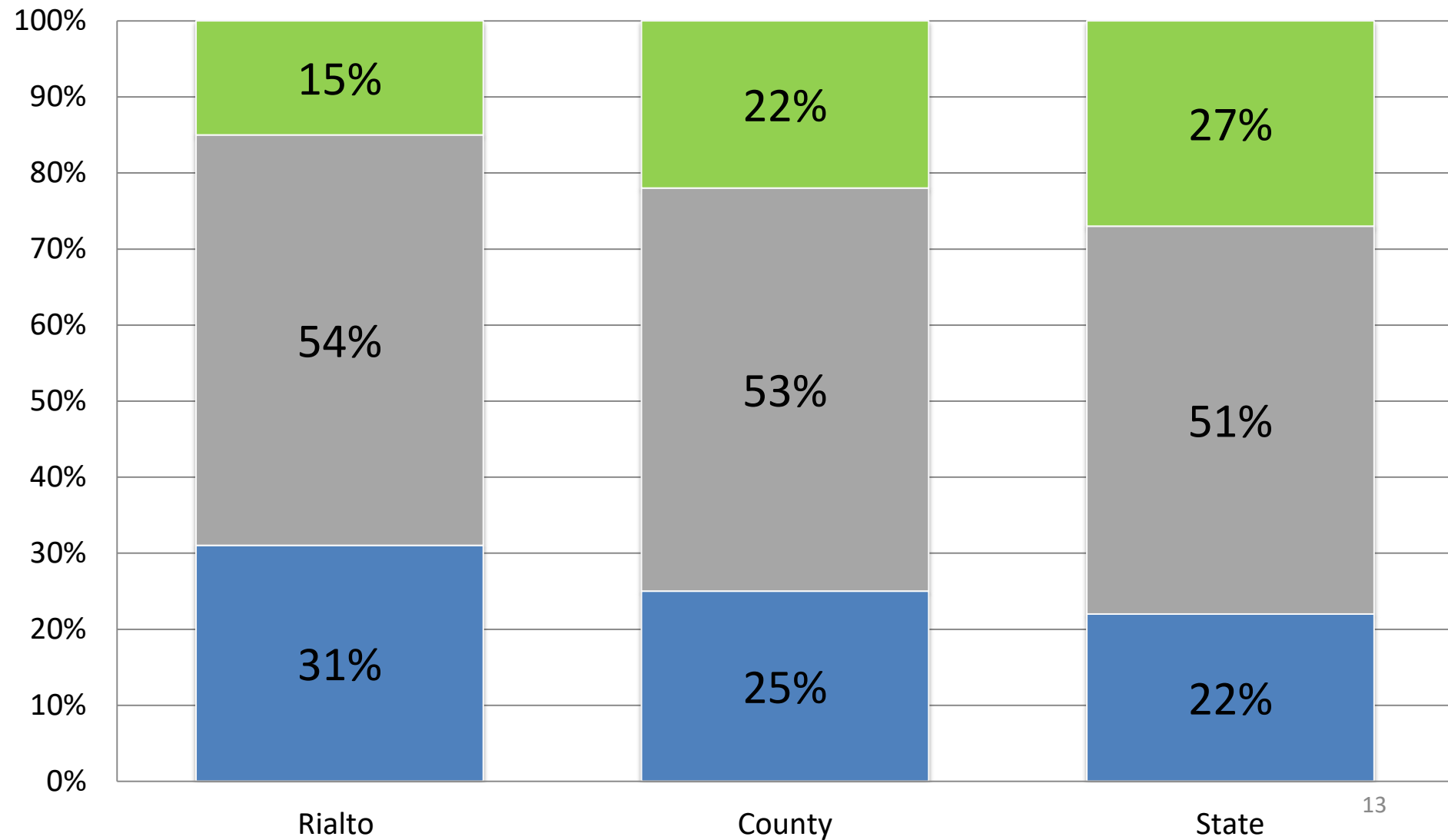
■ Below Standard ■ At/Near Standard ■ Above Standard



2016 Research/Inquiry Claim

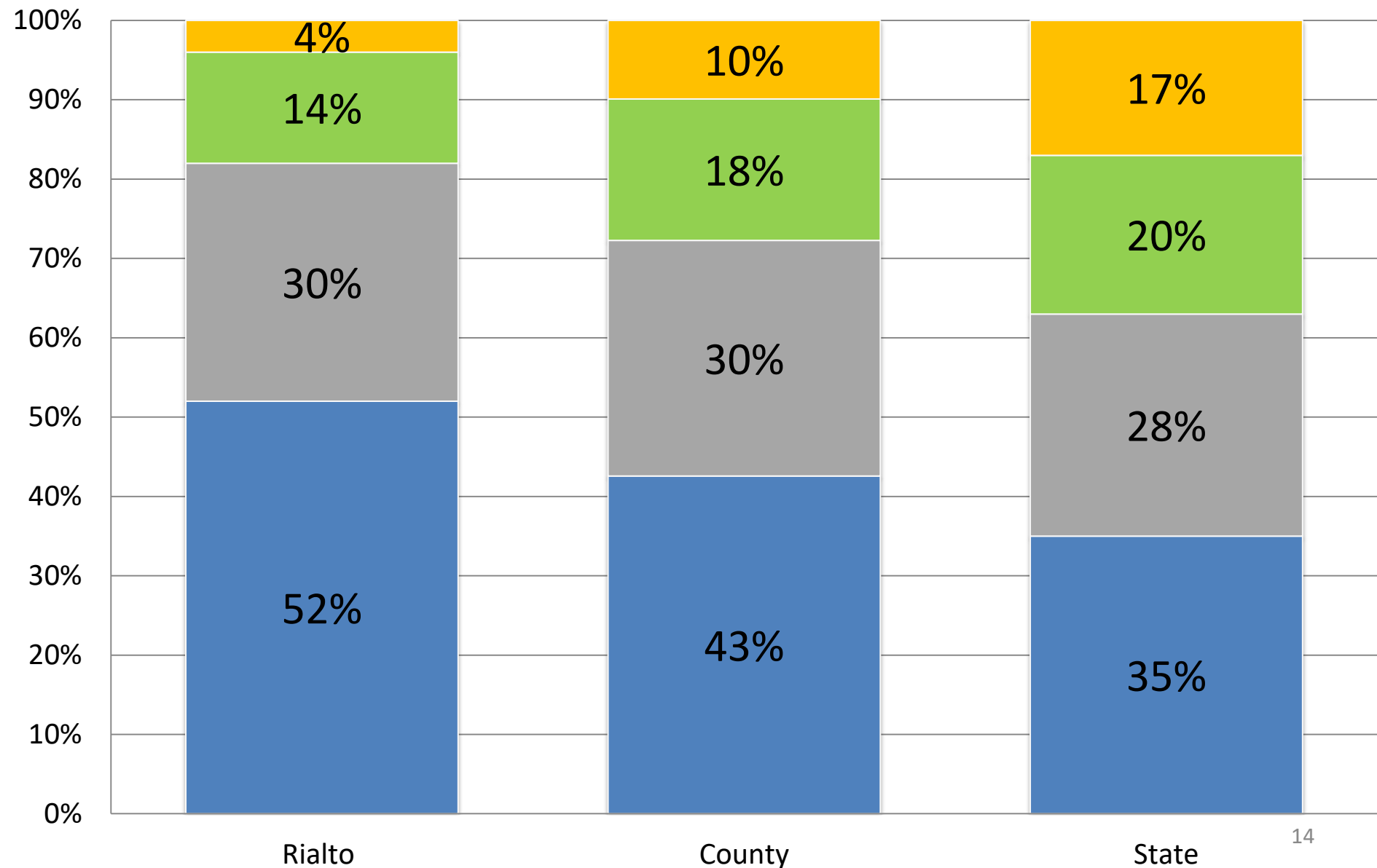
How well can students find and present information about a topic?

Below Standard At/Near Standard Above Standard



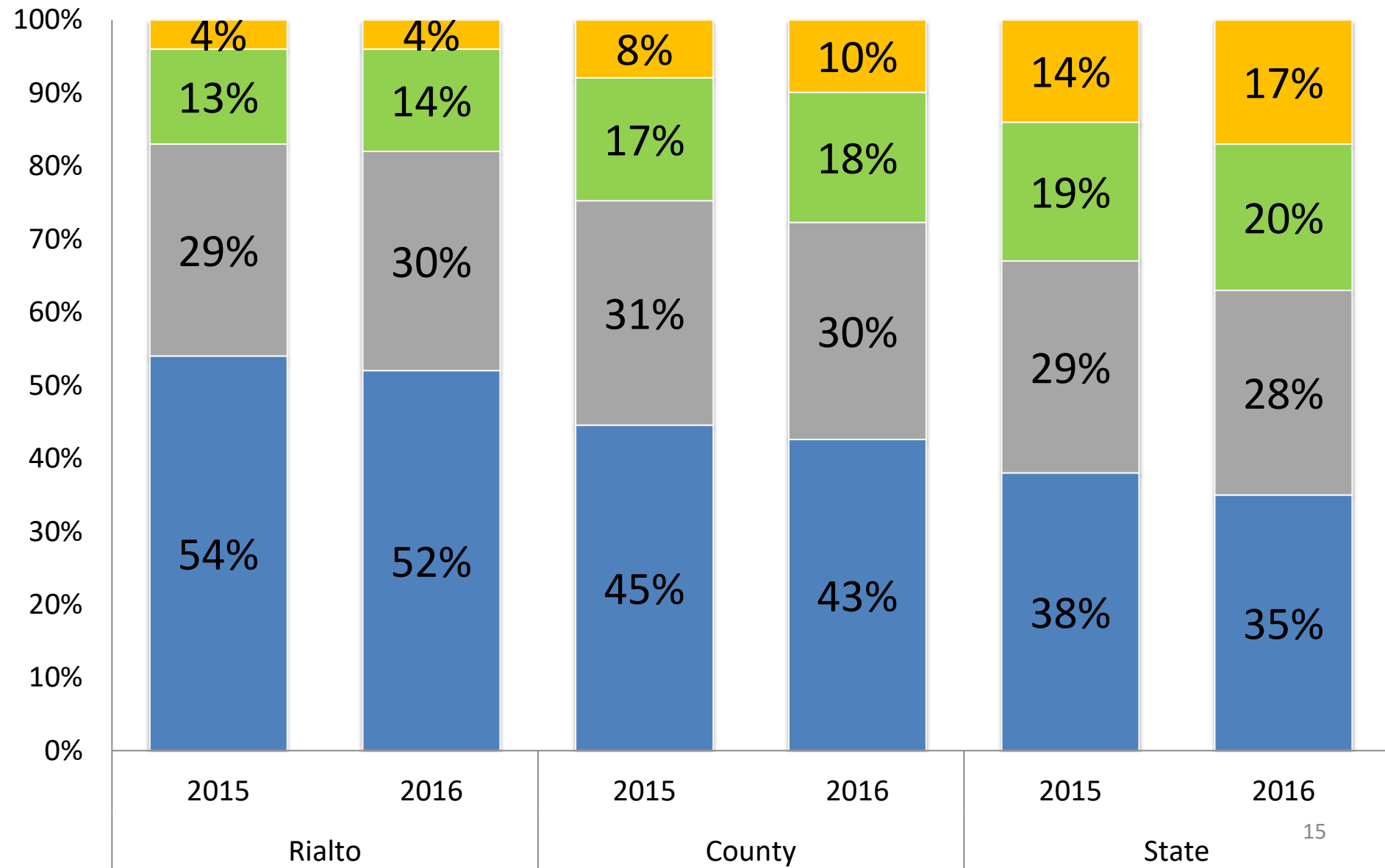
2016 Math CAASPP Overall: All Students

■ Standard Not Met ■ Standard Nearly Met ■ Standard Met ■ Standard Exceeded



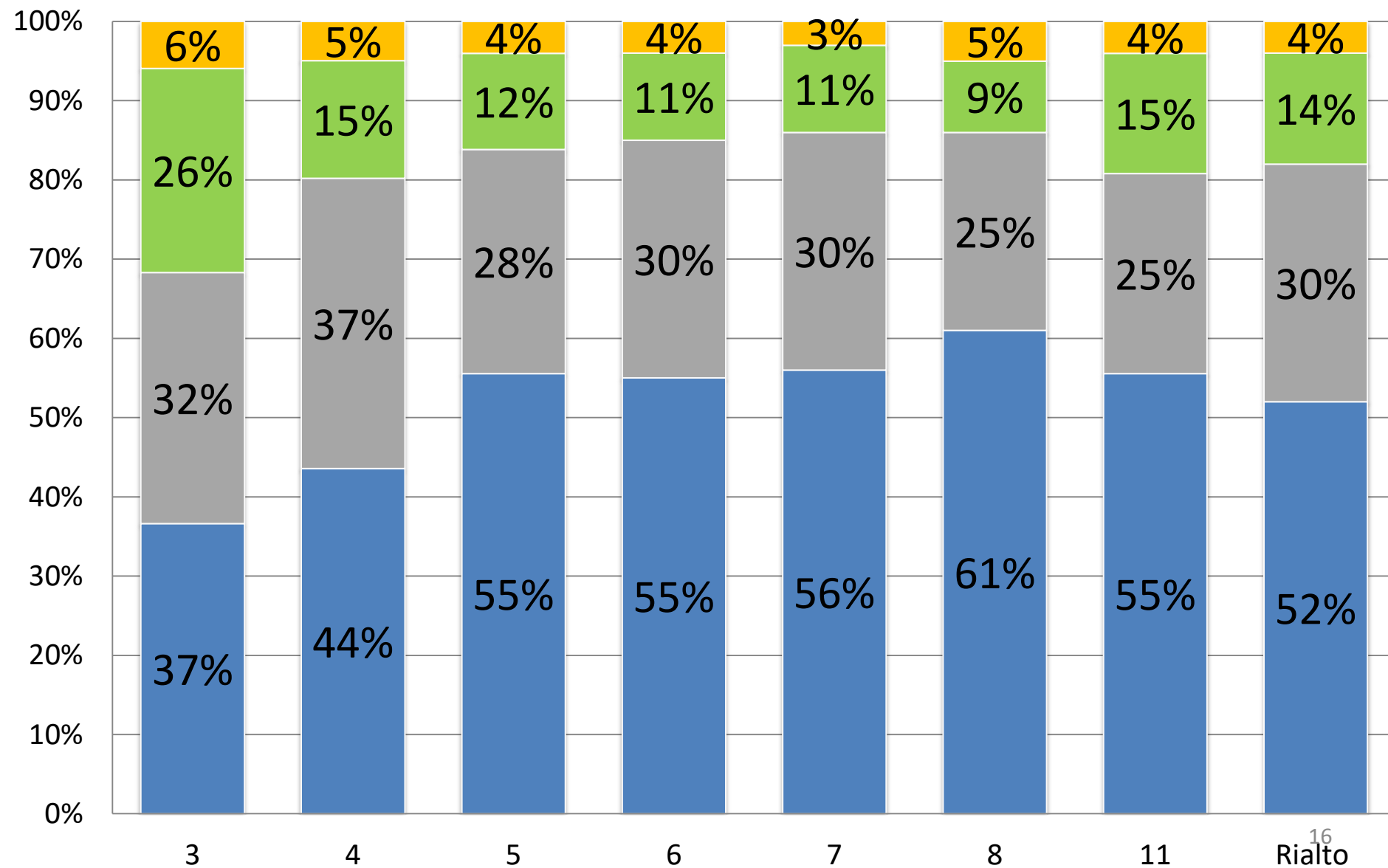
Math 2-Year Comparison

■ Standard Not Met ■ Standard Nearly Met ■ Standard Met ■ Standard Exceeded



2016 Math CAASPP Overall: All Students by Grade Level

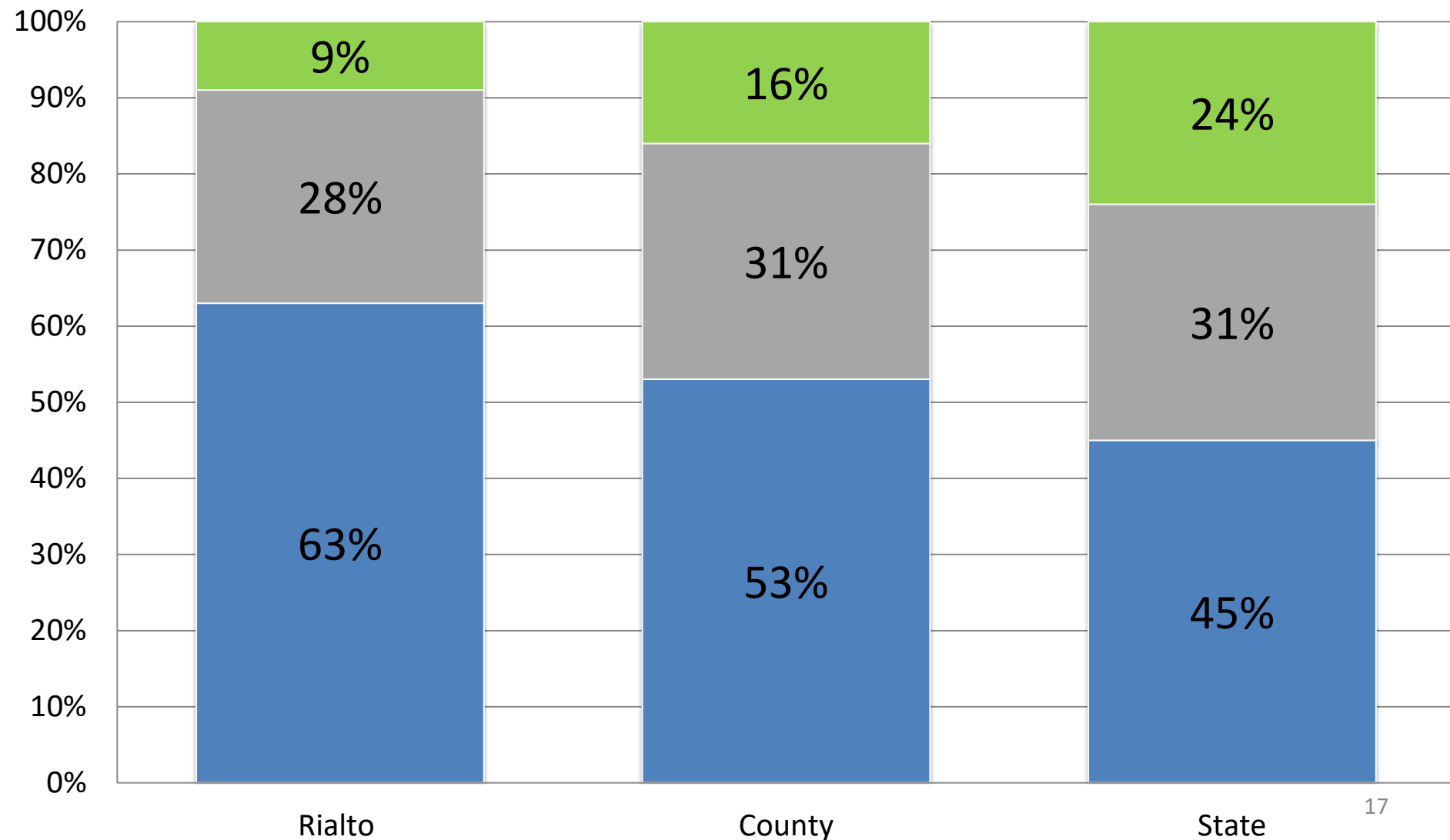
■ Standard Not Met ■ Standard Nearly Met ■ Standard Met ■ Standard Exceeded



2016 Concepts & Procedures Claim: All Students

How well do students use mathematical rules and ideas?

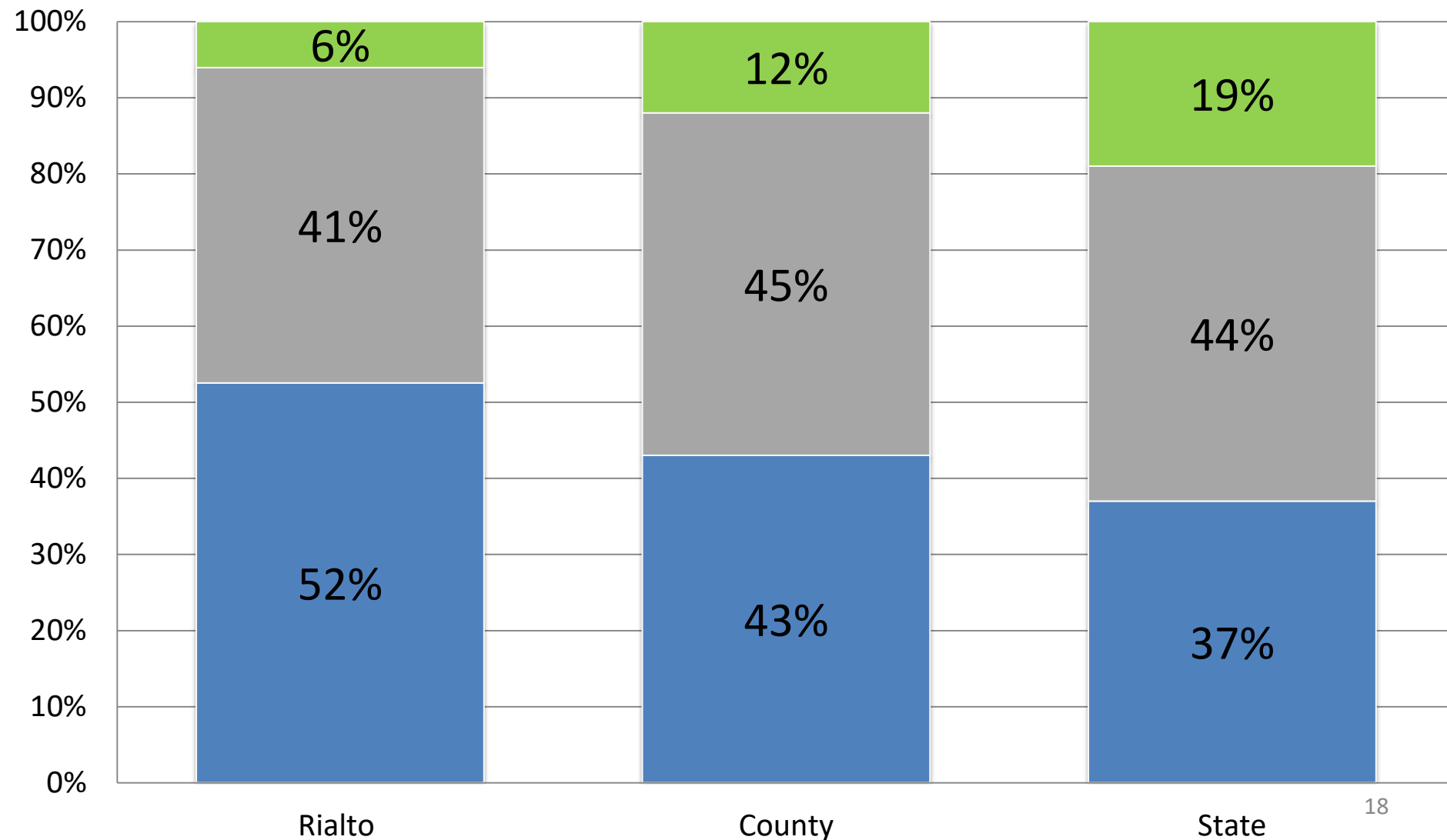
■ Below Standard ■ At/Near Standard ■ Above Standard



2016 Problem Solving and Modeling/Data Analysis Claim

How well can students show and apply their problem solving skills?

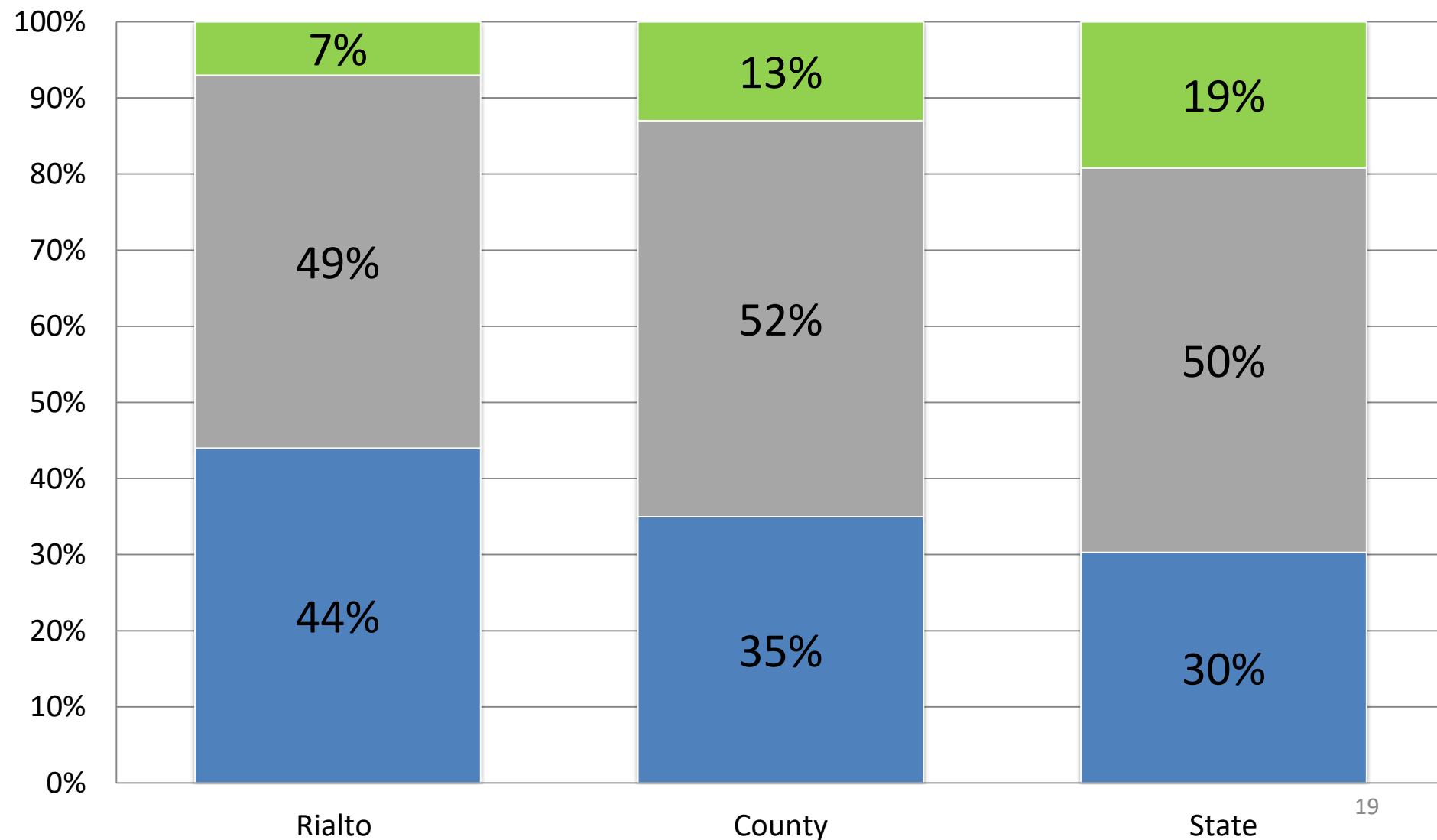
Below Standard At/Near Standard Above Standard



2016 Communicating Reasoning Claim

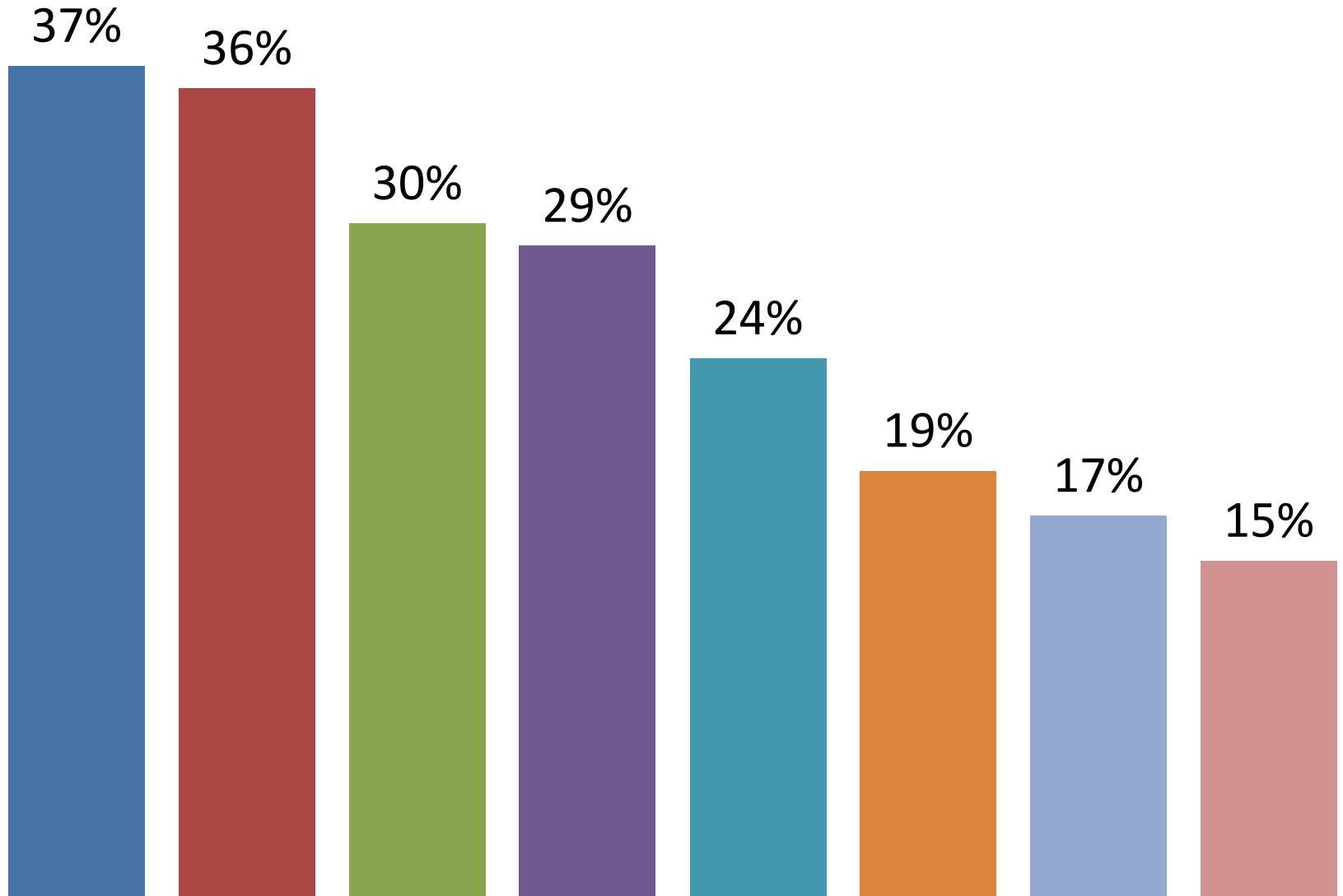
How well can students think logically and express their thoughts in order to solve a problem?

■ Below Standard ■ At/Near Standard ■ Above Standard



STAR Reading 50th Percentile or Greater

Grade 1 Grade 2 Grade 3 Grade 4 Grade 5 Grade 6 Grade 7 Grade 8



1st Grading Period 2016-2017

LCAP STAKEHOLDER'S COMMITTEE MEETINGS

- December 13, 2016
- April 11, 2017
- May 02, 2017

Meetings are held at the District Office between 3:30 – 5:00 p.m.

Moving Forward...

- Revised Rubrics
- Analyzing what is working, and what is not working for our District
- Start writing process in March
- Gather information from Community Engagement Meeting

JUNE – BOARD MEETINGS



June 7th - Public Hearing

June 21st - Adoption



***Thank you for attending,
Rialto USD Education Services Department***