

**MINUTES
RIALTO UNIFIED SCHOOL DISTRICT
DR. JOHN R. KAZALUNAS EDUCATION CENTER
182 EAST WALNUT AVENUE, RIALTO, CA 92376**

January 23, 2019

A. OPENING

CALL TO ORDER AND ROLL CALL

The regular meeting of the Board of Education of the Rialto Unified School District was called to order at 6:00 p.m. by President Montes at the Dr. John R. Kazalunas Education Center, 182 East Walnut Avenue, Rialto, CA 92376.

Members present: Edgar Montes, President; Nancy G. O'Kelley, Vice President; Dina Walker, Clerk; Joseph Ayala, Member; and Joseph W. Martinez Member.

Administrators present: Cuauhtémoc Avila, Ed.D., Superintendent; Darren McDuffie, Ed.D., Lead Strategic Agent: Strategics, Congruence and Social Justice; Mohammad Z. Islam, Associate Superintendent, Business Services; and Kelly Bruce, Lead Innovation Agent, Education Services. Rhea McIver Gibbs, Lead Personnel Agent, and Rhonda Kramer, Lead Personnel Agent, Personnel Services, were absent. Also present was Rosie Williams, Executive Secretary.

OPEN SESSION

1. Comments on Closed Session Agenda Items. Any person wishing to speak on any item on the closed session agenda will be granted three minutes.

There were no comments.

CLOSED SESSION

Upon a motion by Vice President O'Kelley, seconded by Member Martinez, and approved by a unanimous 5-0 vote, the Board of Education entered into closed session at 6:02 p.m. to consider and discuss the following items:

1. Public Employee Employment/Discipline/Dismissal/Release/ Reassignment of Employees (Government Code section 54957)
2. Student Expulsions/Reinstatements/Expulsion Enrollments

(Ref. E 1.1)

3. **CONFERENCE WITH LABOR NEGOTIATORS**
Agency designated representatives: Cuauhtémoc Avila, Ed.D., Superintendent; Rhea McIver Gibbs, Lead Personnel Agent, Personnel Services; and Rhonda Kramer, Lead Personnel Agent, Personnel Services.
Employee organizations: California School Employees Association, Chapter 203 (CSEA), Rialto Education Association (REA), Communications Workers of America (CWA)
4. **PUBLIC EMPLOYEE PERFORMANCE EVALUATION (Government Code section 54957)**
Title: Superintendent

ADJOURNMENT OF CLOSED SESSION

Upon a motion by Vice President O'Kelley, seconded by Member Martinez, and passed by a unanimous 5-0 vote, closed session adjourned at 7:05 p.m.

OPEN SESSION RECONVENED – 7:05 P.M.

Members present: Edgar Montes, President; Nancy G. O'Kelley, Vice President; Dina Walker, Clerk; Joseph Ayala, Member; and Joseph W. Martinez Member.

Administrators present: Cuauhtémoc Avila, Ed.D., Superintendent; Darren McDuffie, Ed.D., Lead Strategic Agent: Strategics, Congruence and Social Justice; Mohammad Z. Islam, Associate Superintendent, Business Services; and Kelly Bruce, Lead Innovation Agent, Education Services. Rhea McIver Gibbs, Lead Personnel Agent, and Rhonda Kramer, Lead Personnel Agent, Personnel Services, were absent. Also present was Rosie Williams, Executive Secretary, and Jose M. Reyes, Interpreter.

PLEDGE OF ALLEGIANCE

Azleia DeLaCruz, Myers Elementary School 4th grade student, led the Pledge of Allegiance.

PRESENTATION BY MYERS ELEMENTARY SCHOOL

The Myers Dragon Cheerleaders performed several cheers for the audience.

REPORT OUT OF CLOSED SESSION

Superintendent Avila reported that in closed session the Board of Education, by a unanimous 5-0 vote, took the following action:

- Accepted the request for a leave of absence for classified employee #1660619, February 1, 2019 through March 22, 2019.
- Accepted the request for a leave of absence for classified employee #1212139, January 22, 2019 through May 30, 2019.

ADOPTION OF AGENDA

Upon a motion by Vice President O'Kelley, seconded by Clerk Walker, the Agenda was adopted, as amended, by Student Board Member Hernandez's preferential vote, and a unanimous 5-0 vote by the Board of Education.

AGENDA WAS AMENDED AS FOLLOWS: On page (Ref. J 2.2), the EXTENSION OF CERTIFICATION OF ELIGIBILITY LIST – School Secretary section was tabled to be brought back at the next Board Meeting.

B. PRESENTATIONS

1. Middle School – District Student Advisory Committee (DSAC)

The following DSAC students shared information and activities held at their schools:

Austin Teig and Rachel Montañez, Kolb Middle School
Tania Barajas, Jehue Middle School
Tatiana Vargas and Kaitlin Fujiwara, Rialto Middle School

2. Mr. Aaron Thomas, Carter High School Teacher – California League of High Schools "Teacher of the Year" (County Level) Recognition

Vice President O'Kelley presented Mr. Aaron Thomas, Carter High School teacher, with a Certificate of Recognition for earning the California League of High Schools "Teacher of the Year" award.

3. California School Dashboard Presentation by John Roach, Lead Academic Technology Agent

John Roach, Lead Academic Technology Agent, conducted a PowerPoint presentation on the California School Dashboard. The PowerPoint is attached – see pages Ref. E 1.13 to E 1.32 for details.

4. Presentation by Tina Henton, CPA, Principal, CliftonLarsonAllen, LLP, regarding the Fiscal Year 2017-2018 Annual Audited Financial Report

Tina Henton, CPA, Principal, CliftonLarsonAllen, LLP, provided a summary and highlights of the results of the Fiscal Year 2017-2018 Annual Audited Financial Report.

C. COMMENTS

1. Public Comments from the Floor: At this time, any person wishing to speak on any item **not on** the Agenda will be granted three minutes.

Paula Bailey, parent, shared that she works for a Children's Mental Health Agency, and wanted to thank Psychologists Claudia Hernandez and Lorena Santos for the amazing work they are doing with the Rialto Preschool Assessment Team (RPAT). She also thanked the District for the many other great school psychologists.

Jennifer Wilson, RUSD parent, shared the experiences her daughter has had in regards with bullying in the Rialto Unified School District and the impact it has had. She asked that something be done to stop the bullying.

Maria Baena, RUSD parent, shared her concerns regarding the safety of her students at Morgan Elementary School due to the lack of training for yard duty employees. She asked, "Are you willing and able to provide more thorough training for our yard duties so they will be competent and better equipped in dangerous situations, and if you are not able to provide that, what can you do to address the concern of many parents and students?" Lastly, she thanked Mohammad Z. Islam for the dates of completion for projects at Morgan Elementary School.

Natalia Gutierrez, PTSA President and School Site Council Member at Morgan Elementary School, shared her concerns for the need for more on-site mental health therapists. She asked, "What could we do to make this happen for Rialto USD students."

Denise Lizarraga, parent, shared that she spoke at the last Board meeting regarding her daughter being bullied and Superintendent Avila was asked to follow-up. She stated that she has not heard back from anyone. She also stated that she has enrolled her daughter in another school district and she has not had any problems. She asked, "When is this going to stop?" She closed stating she hopes to receive an answer.

2. Public Comments on Agenda Items: Any person wishing to speak on any item on the Agenda will be granted three minutes.

There were no comments.

3. Comments from Association Executive Board Members: Rialto Education Association (REA), California School Employees Association (CSEA), Communications Workers of America (CWA), Rialto School Managers Association (RSMA)

Leslie Chambers, Negotiation Bargaining Chair, presented a Demand to Bargain Letter to President Montes and Superintendent Avila.

Chris Cordasco, CSEA President, introduced newly elected 1st Vice President, Todd Tapia, and his Chief Union Steward, Diana Silva. Mr. Cordasco asked the Board to pull (Ref. J 2.2) section **EXTENSION OF CERTIFICATION OF ELIGIBILITY LIST – School Secretary**, and allow them to discuss this item with Personnel Services prior to approval.

4. Comments from the Superintendent
5. Comments from Members of the Board of Education

D. PUBLIC HEARING

PUBLIC INFORMATION

1. Williams Settlement Legislation, Quarterly Uniform Complaint Report Summary covering October – December 2018.

CONSENT CALENDAR ITEMS

Member Walker stated she would like to pull for discussion (Ref. J 2.2) section **EXTENSION OF CERTIFICATION OF ELIGIBILITY LIST – School Secretary**.

Member Martinez motioned to approve calendar items E – J, it was seconded by Vice President O'Kelley, no vote was taken.

Vice President O'Kelley motioned to approve calendar items E – J with the exception of item (Ref. J 2.2) section **EXTENSION OF CERTIFICATION OF ELIGIBILITY LIST – School Secretary**, it was seconded by Member Martinez, and approved by Student Board Member Hernandez's preferential vote, and a unanimous 5-0 vote by the Board of Education.

E. MINUTES

1. Approve the minutes of the Regular Board of Education meeting held January 9, 2019.

F. GENERAL FUNCTIONS CONSENT ITEMS

1. Second reading of revised Board Policy 3290(a-e); Business and Noninstructional Operations: Gifts, Grants and Bequests.
2. Second reading of revised Board Policy 5126(a-c); Students: Awards for Achievement)
3. Second reading of revised Board Policy 5141.6(a-f); Students: School Health Services.
4. Second reading of revised Board Policy 5144.1(a-g); Students: Suspension and Expulsion/Due Process.
5. Second reading of revised Board Policy 6152.1(a-d); Instruction: Placement in Mathematics Courses.
6. Second reading of revised Board Policy 6178(a-h); Instruction: Career Technical Education.
7. First reading of revised Board Policy 6170.1(a-d); Instruction: Transitional Kindergarten.

G. INSTRUCTION CONSENT ITEMS

1. Approve reimbursement for two (2) WASC visiting committee members for their traveling expenses for the accreditation visit at Rialto Adult School on April 15, 2019, at a cost of \$800.00, to be paid from the General Fund.
2. Approve forty-eight (48) Eisenhower High School students (36 girls and 12 boys) and six (6) chaperones (4 females and 2 males) to attend a college tour, March 11, 2019 through March 13, 2019, at the following colleges: UC Merced, Sacramento State, Chico State, UC Berkeley, CSU Eastbay, San Jose State and Cal Poly San Luis Obispo, at a cost of \$15,000.00, to be paid from the College Readiness Block Grant.
3. Approve fifty (50) parents/guardians from the Rialto Unified School District to attend two (2) parent workshops at San Bernardino Valley College, San Bernardino on February 8, 2019 and April 12, 2019, at a cost of \$1,000.00 for transportation, to be paid from Title III Fund.

4. Approve fourteen (14) cadets (8 girls and 6 boys) from Carter High School's Army Junior Reserve Officer Training Corps (AJROTC), two (2) female advisors (LTC Melissa Gardner and 1SG Colleen Cousins), and one (1) male chaperone to attend the 2019 Junior Cadet Leadership Challenge Camp at Camp San Luis Obispo, San Luis Obispo, California, on March 14, 2019 through March 18, 2019, at a cost of \$500.00, to be paid from the General Fund.
5. Approve the 2018-2019 Single Plans for Student Achievement (SPSA) for the following schools: Casey, Dollahan, Garcia, Henry, Hughbanks, Preston Elementary Schools, Eisenhower, and Rialto High Schools, at no cost to the District.
6. Approve the proposed student eligibility and priority plan, course of study, calendar, and schedule of classes for the Secondary Summer School program, at a cost of \$500,000.00, to be paid from the General Fund.

H. BUSINESS AND FINANCIAL CONSENT ITEMS

1. Approve Warrant Listing Register and Purchase Order Listing for all funds from December 8, 2018 through January 7, 2019, (sent under separate cover to Board Members). A copy for public review will be available at the Board Meeting.
2. Accept the listed donations from Sharon Hanki, Box Tops for Education, Lifetouch National School Studios, The Way Bible Fellowship, DonorsChoose.org, The Home Depot, and Santa Claus, Inc., and request that a letter of appreciation be sent to the donors.
3. Declare the specified surplus equipment and miscellaneous items as obsolete and not-serviceable for school use, and authorize the Superintendent/designee to sell or dispose of these items as specified in the Education Code Sections 17545 and 17546.
4. Approve the use of the piggyback bid from Savanna School District, Project No. SSPU #40-09/2016-17 with Elite Modular Leasing & Sales, Inc. per Public Contract Code 20118, for purchase and/or lease of portable buildings, as needed in Fiscal Years 2018-19 and 2019-20, to be paid from the General Fund, and/or Fund 25 - Capital Facilities Fund.
5. Approve an agreement with Miller Architectural Corporation to provide architectural services for the project of three (3) additional relocatable classrooms at Kelley Elementary School, effective January 24, 2019 through June 30, 2020, at a not-to-exceed cost of \$37,910.00, to be paid from Fund 25 – Capital Facilities Fund.

6. Approve an agreement with Frick, Frick & Jette Architects, Inc. to provide architectural services to improve access from the parking lot to the field at Frisbie Middle School, effective January 24, 2019 through June 30, 2020, at a cost not-to-exceed \$9,400.00, including \$500.00 for reimbursables, to be paid from Fund 40, Special Reserve Fund.
7. Approve an agreement with California State University of San Bernardino Neurofeedback Clinic to provide Neurofeedback treatment to qualified students, effective January 24, 2019 through June 30, 2019, at a cost of \$15,000.00, to be paid from the Special Education Fund.
8. Approve an agreement with Susan Hollar, MS CCC (Certificate of Clinical Competence) to complete Individual Education Evaluations (IEEs) in the area of Speech and Language for students, effective January 24, 2019 through June 30, 2019, at a cost of \$5,000.00, to be paid from the Special Education Fund.
9. Approve an agreement with the Parent Institute for Quality Education (PIQE) to provide the PIQE Level 1 and STEM parent program at Casey and Dunn Elementary Schools to a minimum of sixty (60) parents of English Learners at each school. The PIQE and STEM program to be held at Casey Elementary School is not-to-exceed \$13,000.00, effective January 31, 2019 through April 25, 2019, and at Dunn Elementary School is not-to-exceed \$13,000.00, effective January 29, 2019 through April 16, 2019, for a combined total not-to-exceed \$26,000.00 (\$13,000.00 per school site), to be paid from Title III – Language Instruction for English Learners.
10. Approve a Memorandum of Understanding (MOU) with Shades of Blue to offer the Rialto Aerospace Academy to students at Frisbie Middle School on Saturdays, for a total of six (6) sessions effective February 2, 2019 through April 30, 2019, at a cost of \$700.00, to be paid from the General Fund.
11. Approve an agreement with The Children's Project, Workshop Leader (Consultant) Yanira Carrillo-Zaldana to provide twelve (12) parent workshops at Rialto Middle School on "How to Raise Emotionally Healthy Children," effective January 24, 2019 through May 31, 2019, at a cost of \$5,500.00, to be paid from Title I Fund.
12. Approve a Memorandum of Understanding (MOU) with Women on the Move Network to provide an after school activities based mentoring program that will be designed to build their self- confidence, help them learn to make good decisions, have healthy friendships, engage in service projects and have fun in a safe and welcoming environment for

a maximum of twenty-five (25) female students at Hughbanks Elementary School, effective January 30, 2019 through May 24, 2019, at no cost to the District.

I. FACILITIES PLANNING CONSENT ITEM

1. Accept the work completed before August 16, 2018, by Bravo Concrete Construction Services, Inc. for all work required in connection with the Eisenhower High School Stadium Reconstruction Project, Category 03 – Concrete, and authorize District personnel to file a Notice of Completion with the San Bernardino County Recorder.
2. Accept the work completed before August 16, 2018, by KCB Towers, Inc. for all work required in connection with the Eisenhower High School Stadium Reconstruction Project, Category 05 – Structural Steel, and authorize District personnel to file a Notice of Completion with the San Bernardino County Recorder.
3. Accept the work completed before August 16, 2018, by Desert Air Conditioning, Inc. for all work required in connection with the Eisenhower High School Stadium Reconstruction Project, Category 7 – HVAC, and authorize District personnel to file a Notice of Completion with the San Bernardino County Recorder.
4. Accept the work completed before December 14, 2018, by Empyrean Plumbing, Inc. for all work required in connection with the Eisenhower High School Stadium Reconstruction Project, Category 18 – Plumbing, and authorize District personnel to file a Notice of Completion with the San Bernardino County Recorder.
5. Accept the work completed before October 8, 2018, by EJ Enterprises for all work required in connection with the Eisenhower High School Stadium Reconstruction Project, Category 21 – Doors and Hardware, and authorize District personnel to file a Notice of Completion with the San Bernardino County Recorder.

Member Martinez motioned to table item (Ref. J 2.2) section **EXTENSION OF CERTIFICATION OF ELIGIBILITY LIST – School Secretary**, it was seconded by Vice President O'Kelley, and approved by Student Board Member Hernandez's preferential vote, and a unanimous 5-0 vote by the Board of Education.

J. **PERSONNEL SERVICES CONSENT ITEMS**

- 1-3. Approve Personnel Report No. 1207 for classified and certificated employees.

K. **DISCUSSION/ACTION ITEMS**

Upon a motion by Vice President O'Kelley, seconded by Clerk Walker, Item K1 was approved by a unanimous 5-0 vote by the Board of Education.

1. Accept the Fiscal Year 2017-2018 Annual Audited Financial Report completed by CliftonLarsonAllen LLP, as presented, at no cost to the District.

Upon a motion by Clerk Walker, seconded by Member Martinez, Item K2 was approved by a unanimous 5-0 vote by the Board of Education.

2. Adopt Resolution No. 18-19-21 for the District to be eligible for the Full-Day Kindergarten Facilities Grant Program (FDKFGP) and allowing the District to provide full-day kindergarten instruction. The Superintendent, or his designee, shall execute and deliver any and all required documents to carry out this resolution and associated agreements.

Upon a motion by Clerk Walker, seconded by Member Martinez, Item K3 was approved, as amended, by a unanimous 5-0 vote by the Board of Education.

3. Ratify the agreement with School Advisors, to assist with the identification and procurement of State financial resources and required Agency Compliance with the application of Full-Day Kindergarten Facilities Grant Program (FDKFGP) funding for ten elementary schools and the establishment of Financial Hardship (FH) status by the Office of Public School Construction (OPSC) services for \$32,000.00 for the Full Day Kinder Program and \$20,000.00 for the establishment of Financial Hardship (FH) Assistance for a combined total cost not-to-exceed \$52,000.00, effective January 2, 2019 through June 30, 2022, to be paid from Fund 40—~~Special Reserve~~ **25 – Capital Facilities** Fund.

Upon a motion by Clerk Walker, seconded by Member Martinez, Item K4 was approved by a 4-1 vote by the Board of Education.

The vote was as follows:

President Montes – Abstain

Vice President O'Kelley – Aye

Clerk Walker – Aye

Member Ayala – Aye

Member Martinez – Aye

4. Adopted Resolution No. 18-19-22, excusing the absence of Board President Edgar Montes from the Wednesday, January 9, 2019, Regular Meeting of the Board of Education.

Upon a motion by Member Martinez, seconded by Clerk Walker, Item K5 was approved by a unanimous 5-0 vote by the Board of Education.

5. Approve Amendment No. 1 with The Cambrian Group for an increase of \$10,000.00 to the existing contract amount of \$58,735.00 for a combined total of \$68,735.00. The cost includes travel and training in the areas of Strategic Thinking and Class: The Social Order, prior to June 30, 2019, to be paid from the General Fund.

Upon a motion by Vice President O'Kelley, seconded by Clerk Walker, Item K6 was approved by a unanimous 5-0 vote by the Board of Education.

6. Approve the recommendations of the Administrative Hearing Panel (AHP):

STIPULATED EXPULSION

Case Number:
18-19-30

REINSTATEMENT HEARING

Case Number:
17-18-50

President Montes announced the following:

The next regular meeting of the Board of Education of the Rialto Unified School District will be held on Wednesday, February 13, 2019, at 7:00 p.m., at the Dr. John R. Kazalunas Education Center, 182 East Walnut Avenue, Rialto, California.

Materials distributed or presented to the Board of Education at the Board Meeting are available upon request from the Superintendent's Office.

Prior to adjournment of the meeting, President Montes asked for a moment of silence in honor of two great leaders in the District – Mr. Jose "Joe" Gomez, the night custodian from the Chavez/Huerta Center for Education, who passed away in a fatal traffic accident, and former Kolb Middle School Principal, from the 1970s and 1980s, Mr. Joseph Cook, who also passed away recently.

At 10:33 p.m. Member Martinez motioned to adjourn closed session, Vice President O'Kelley seconded the motion, and it was passed by a unanimous 5-0 vote by the Board of Education.

Member Martinez stated that no action was taken in closed session.

L. ADJOURNMENT

Upon a motion by Vice President O'Kelley, seconded by Member Ayala, and approved by a unanimous 5-0 vote by the Board of Education, the meeting was adjourned at 10:34 p.m.



Clerk, Board of Education



Secretary, Board of Education

Education Services

California School Dashboard

Rialto USD Board of Education

January 23, 2019



Presented by:
John Roach
Lead Academic Technology Agent

The California School Dashboard

The California School Dashboard is an online tool designed to help communities across the state access important information about K-12 schools and districts. You can access the dashboard at:

www.caschooldashboard.org

The California School Dashboard

The Dashboard features easy-to-read reports on multiple measures of school success. The Dashboard is just one step in a series of changes related to the way that the state of California reports student achievement.

The State Measures

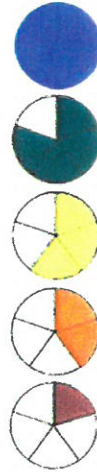
There are six state measures that allow for comparisons across schools and districts based on collected information

- Academic Performance
- English Learner Progress
- College/Career Readiness
- Chronic Absenteeism
- High School Graduation Rate
- Suspension Rate


Color-Coded Levels

Schools and districts receive one of five color-coded performance levels on each of the six state measures

2017



2018



The Local Measures

There are five local measures based on information collected by districts and county offices of education

- Basic Conditions
(Facilities, Materials and Teachers)
- Implementation of Academic Standards
- School Climate Surveys
- Parent Involvement and Engagement
- Access to Courses

The Local Measures

Districts receive one of three ratings for each of the five local measures. This was presented to the Board on November 14, 2018.

- Met
- Not Met
- Not Met for Two Years

Parent Resources

Parent Resources

The California Department of Education has provided valuable resources to help parents understand the accountability system and access the Dashboard.

Select the 'Parents' tab at:

<https://www.cde.ca.gov/dashboard>

The screenshot shows the California Department of Education website. At the top, the logo for the California Department of Education is visible. Below the logo is a navigation bar with links: Curriculum & Instruction, Testing & Accountability, Finance & Grants, Data & Statistics, Specialized Programs, Learning Support, and Professional Learning. A search bar is located on the right side of the navigation bar. Below the navigation bar, the page title is "California School Dashboard and System of Support". The main content area is titled "Reports" and contains links to "California School Dashboard" and "School Dashboard Additional Reports and Data". A text box explains that the Dashboard contains reports that display the performance of local educational agencies (LEAs), schools, and student groups on a set of state and local measures to assist in identifying strengths, challenges, and areas in need of improvement. Below this, a text box lists the four reports: the Five-by-Five Placement Reports, the College/Career Reports, the Participation Rate Report, and the Student Groups Report. On the right side, there is a "Share this Page" section with social media icons for Facebook, Twitter, Google+, and LinkedIn. Below that is a "Trending in Accountability" section with links to "California School Dashboard and System of Support (this page)", "School Accountability Report Card", "Accountability", "Dashboard Alternative School Status (DASS)", and "Five-by-Five Colored Tables". At the bottom right, there is a link to "More Trending Items". In the bottom navigation bar, the "Parents" tab is highlighted with an orange box.

California Department of Education

Home / Testing & Accountability / Accountability / California School Dashboard and System of Support

California School Dashboard and System of Support

California's new accountability and continuous improvement system provides information about how local educational agencies and schools are meeting the needs of California's diverse student population.

Reports

[California School Dashboard](#)

The Dashboard contains reports that display the performance of local educational agencies (LEAs), schools, and student groups on a set of state and local measures to assist in identifying strengths, challenges, and areas in need of improvement.

[School Dashboard Additional Reports and Data](#)

Access the following four reports: the Five-by-Five Placement Reports, the College/Career Reports, the Participation Rate Report, and the Student Groups Report.

Overview **Parents** Resources Data Files and Guide Communications Toolkit Translations Videos FAQs

Parents

California has a new accountability system reported through the California School Dashboard, or the "Dashboard." This accountability system is an online tool that reports on multiple measures, including local and state indicators. This Parent Web page provides several resources to help parents understand the accountability system and access the Dashboard.

Share this Page

Trending in Accountability

California School Dashboard and System of Support (this page)

[School Accountability Report Card](#)

[Accountability](#)

[Dashboard Alternative School Status \(DASS\)](#)

[Five-by-Five Colored Tables](#)

[More Trending Items](#)

Getting to Know the Measures



Academic Performance

The Academic measure shows how well students are meeting grade-level standards in English-language arts/literacy and mathematics. It is based on student performance on the Smarter Balanced Summative Assessments, which are taken each spring by students in grades 3–8 and grade 11.

Getting to Know the Measures



Chronic Absenteeism

The Chronic Absenteeism measure shows how many students were absent for 10 percent or more of the total instructional school days. For example, most schools have 180 instructional days; if a student is absent 18 or more of those days, the student would be considered chronically absent. Like school suspension, students who are chronically absent miss out on important classroom instruction. Capturing this information in the Dashboard allows parents and educators to see if chronic absenteeism is a problem at a school or across a district.

Getting to Know the Measures




College/Career Readiness

The College/Career measure shows how many students graduate from high school better prepared for college or a career. It uses many different measures of college and career preparedness, looking at courses students completed in high school or the exams passed. For additional information about how schools help students become prepared, please view the College/Career measure informational flyer at <https://www.cde.ca.gov/ta/ac/cm/documents/collegecareerready18.pdf>.

Access the [College/Career Readiness PDF](#)

Getting to Know the Measures



English Learner Progress

Proficiency in the English language is a first step for students to do well in other subject areas such as reading, writing, mathematics, and science. The English Learner Progress measure looks at the progress that English learners (e.g., students who don't speak English as their first language) are making toward English proficiency. Each spring, English learners take the English Language Proficiency Assessments for California, or ELPAC, which measures how well they know and understand English. Results from the ELPAC are used to calculate the English Learner Progress measure. Because the ELPAC is a new test, results will be reported in the 2018 Dashboard, but no performance level (or color) will be available.

Getting to Know the Measures



Graduation Rate

Regardless of whether students go on to college, a high school diploma is the minimum requirement for most entry-level jobs in today's economy. It represents mastery of foundational skills in mathematics, reading, and writing.

Getting to Know the Measures




Suspension Rate







The Suspension Rate measure shows the percent of students who were suspended during the school year. Students who are suspended from school miss out on important classroom instruction. Capturing this information in the Dashboard allows parents and educators to see if there is a suspension problem at a school or across a district and whether certain student groups are suspended more than others. (Note: A student is counted only once for this measure even if he or she has multiple suspensions throughout the year.)

Navigating the Dashboard

Rialto's Dashboard Fall 2018

**California School
DASHBOARD**

[Home](#) [About ▾](#) [State Summary](#) [Search](#) [More Information](#) [En Español](#)



Explore information about your local school and district.

Rialto

2018 ▾

Search

Search

Enter a school name, district name, or county office of education, and then select the Search button to obtain a list of results.

2018

Search

Showing 33 results for Rialto

- Rialto Adult**
City: Rialto County: San Bernardino CDS Code: 36678503630142
- Rialto High**
City: Rialto County: San Bernardino CDS Code: 36678503630597
- Rialto Middle**
City: Rialto County: San Bernardino CDS Code: 36678506059455
- Rialto Unified**
City: Rialto County: San Bernardino CDS Code: 36678500000000

Rialto's Dashboard Spring 2018

[Equity Report](#)
[Status and Change Report](#)
[Detailed Reports](#)
[Student Group Report](#)

The Equity Report provides the performance levels for the state indicators and identifies the total number of student groups represented in each indicator in addition to the number of student groups in red/orange.

Performance Levels: Blue (Highest) Green Yellow Orange Red (Lowest)

State Indicators	A. Student Performance	B. Student Progress	C. Student Group Performance
Chronic Absenteeism	N/A	N/A	N/A
Suspension Rate (K-12)	Yellow	11	3
English Learner Progress (K-12)	Yellow	1	0
Graduation Rate (9-12)	Orange	8	7
College & Career	N/A	N/A	N/A
English Language Arts (K-6)	Green	5	1
Mathematics (K-6)	Yellow	5	4

Rialto's Dashboard Fall 2018

Chronic Absenteeism



Suspension Rate



English Learner Progress



Graduation Rate



College/Career



English Language Arts



Mathematics



Basics: Teachers, Instructional Materials, Facilities

STANDARD MET

Implementation of Academic Standards

STANDARD MET

Parent Engagement

STANDARD MET

Local Climate Survey

STANDARD MET

Access to a Broad Course of Study

STANDARD MET

RIALTO UNIFIED

Student Population

Explore information about this district's student population.

LEARN MORE

Enrollment

25,480

[View More Information →](#)

LEARN MORE

Socioeconomically Disadvantaged

86.6%

LEARN MORE

English Learners

25.7%

LEARN MORE

Foster Youth

1%

Academic Performance

View Student Assessment Results and other aspects of school performance.

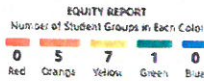
English Language Arts

All Students State



43.9 points below standard

Increased 7.1 Points ⬆



[View More Details](#)

Mathematics

All Students State



Standard ⬆




[View More Details](#)

English Learner Progress

All Students State

English Language Proficiency Assessments for California Results



[View More Details](#)


College/Career

All Students State



31.8% prepared

Increased 2.3% ⬆



[View More Details](#)

Academic Engagement

See information that shows how well schools are engaging students in their learning.

Chronic Absenteeism

All Students State



Orange

10.5% chronically absent

Increased 0.5% ⬆



[View More Details](#)

Graduation Rate

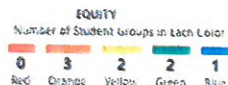
All Students State



Green

90% grad

Increased



[View More Details](#)

Conditions & Climate

View data related to how well schools are providing a healthy, safe and welcoming environment.

Suspension Rate

All Students State

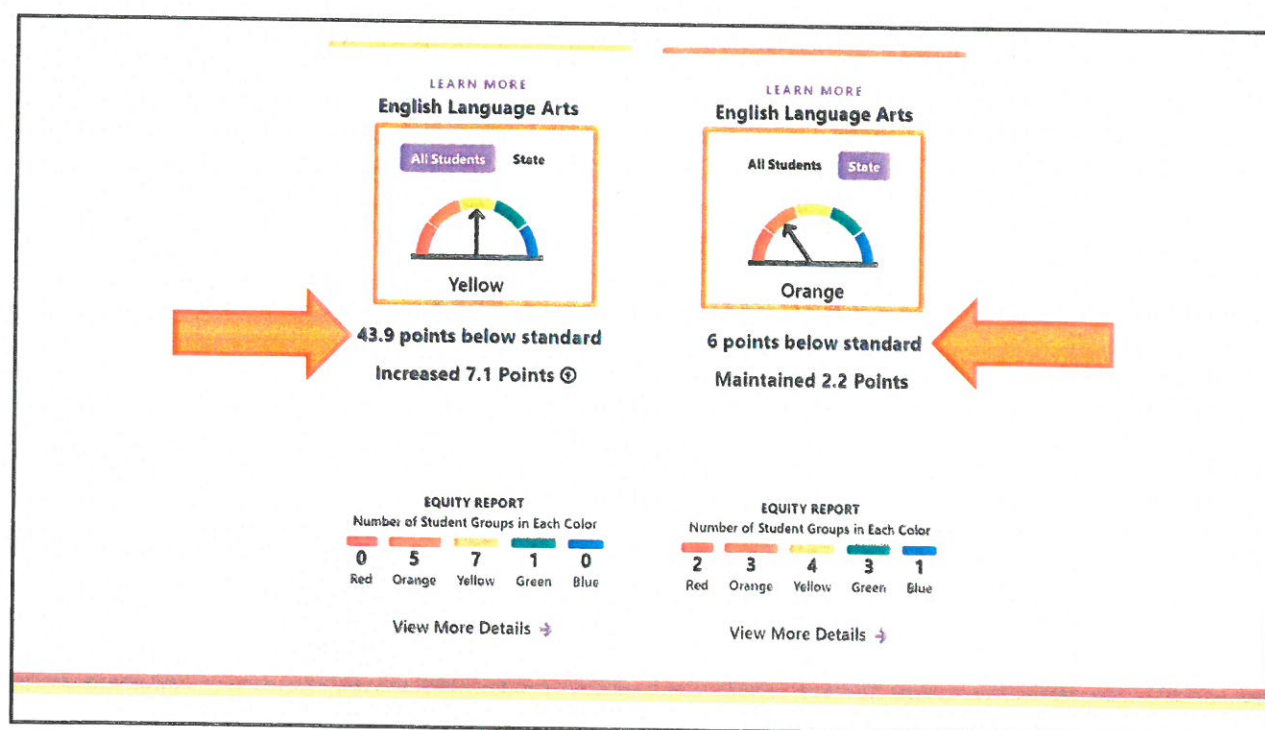
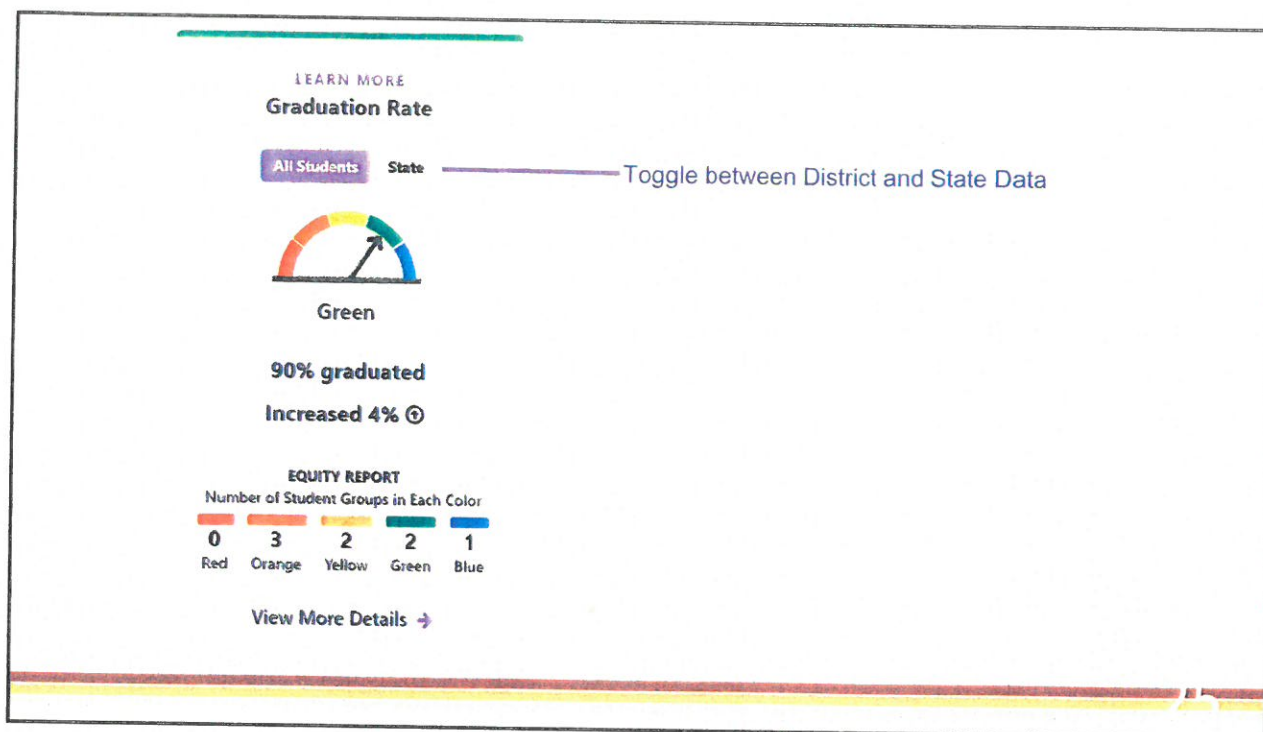


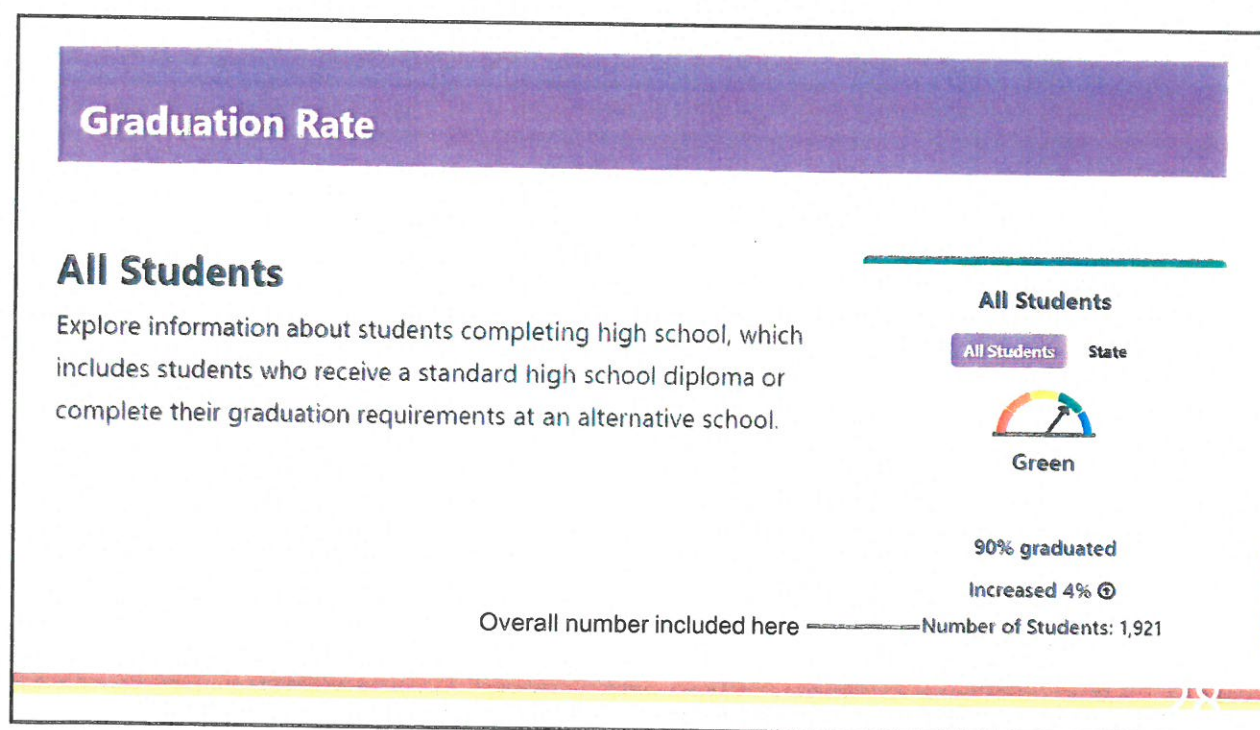
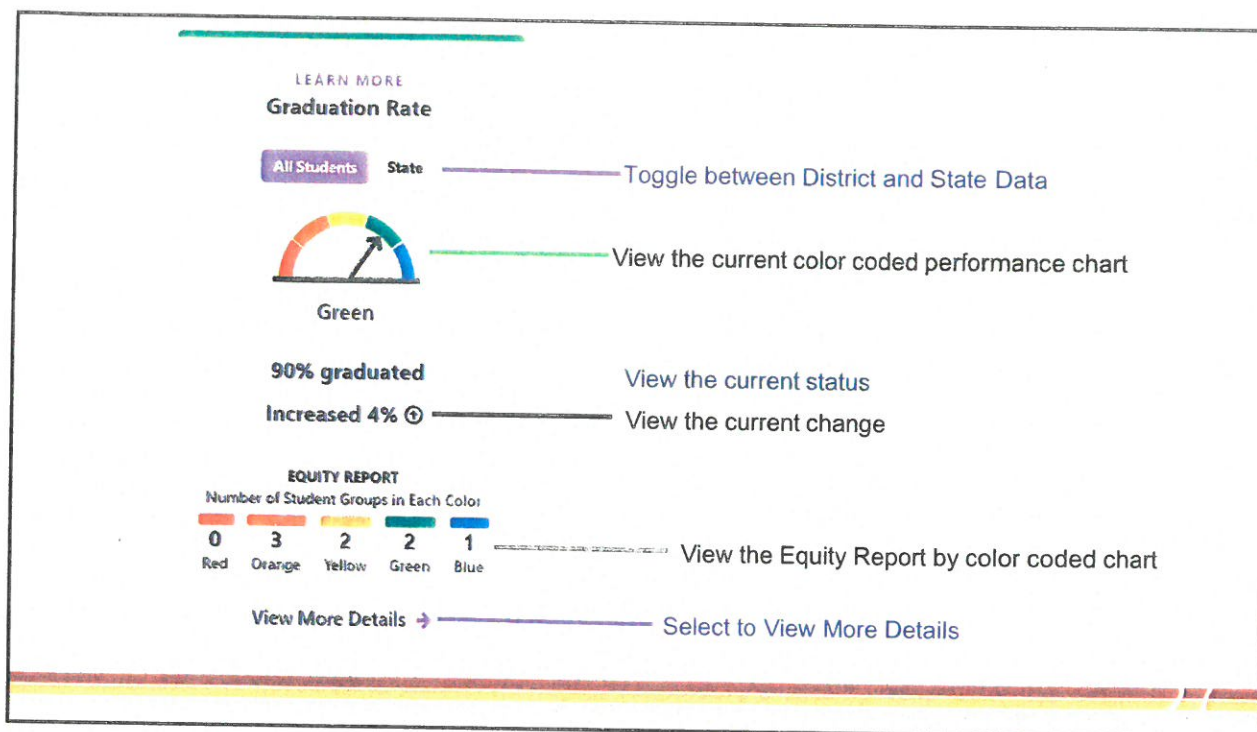
4.3% suspended at least once

Declined -2% ⬇



[View More Details](#)

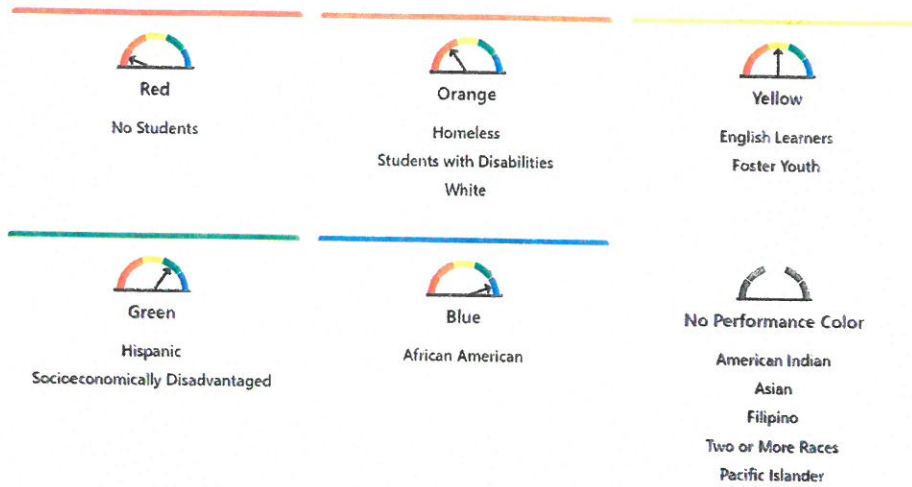




Student Group Details

All Student Groups by Performance Level

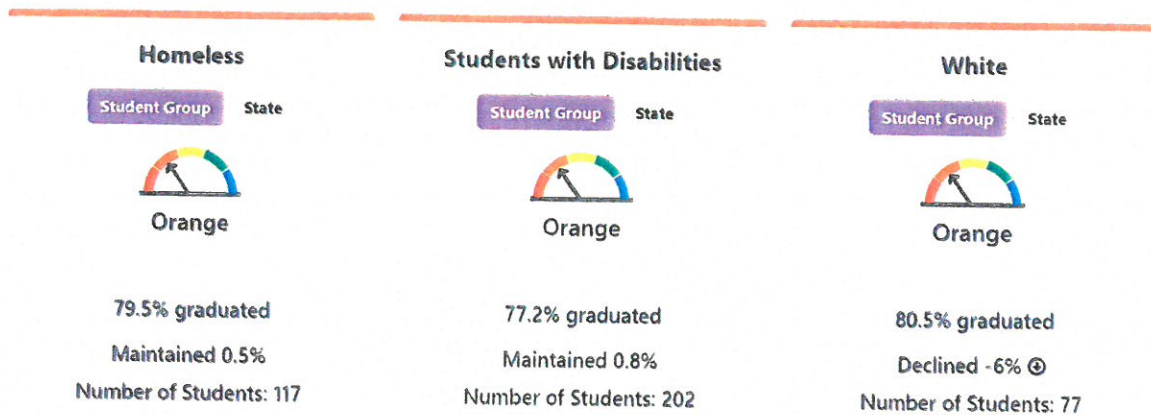
8 Total Student Groups



Explore Groups By Performance Level

Toggle between color coded chart by student group

Red 0 Orange 3 Yellow 2 Green 2 Blue 1 No Performance Color 5



Explore Groups By Performance Level



Orange 3

Yellow 2

Green 2

Blue 1

No Performance Color 5

English Learners

Student Group State



Yellow

79.8% graduated

Increased 1.1% Ⓢ

Number of Students: 367

Foster Youth

Student Group State



Yellow

78.3% graduated

Increased 22.7% Ⓢ

Number of Students: 23

Explore Groups By Performance Level



Orange 3

Yellow 2

Green 2

Blue 1

No Performance Color 5

Hispanic

Student Group State



Green

90.1% graduated

Increased 3.5% Ⓢ

Number of Students: 1,590

Socioeconomically Disadvantaged

Student Group State



Green

89.9% graduated

Increased 4% Ⓢ

Number of Students: 1,756

Explore Groups By Performance Level

TYPE 1 2 Orange 3 Yellow 2 Green 2 Blue 1 No Performance Color 5

African American

Student Group State



Blue

91.4% graduated

Increased 8.7% ↗

Number of Students: 197

Graduation Rate By Year

Percentage of students who received a high school diploma within four years of entering ninth grade or complete their graduation requirements at an alternative school.

100%

75%

50%

25%

0%



2017



2018

Additional Reports

Helpful Navigation Pointers

Back to Overview

Select to return to District and/or School Overview

Show School Details

Select to view name, address, website and grades served

Generate PDF Report 

Select PDF Report options for printing


View All Schools

View a list of All Schools in the District and their data

View Additional Reports 

Visit the [CDE School Dashboard Additional Reports and Data](#)

Choose a report and click Submit:

- 5x5 Chronic Absenteeism Placement Report (Grades K-8)
- 5x5 Suspension Rate Placement Report (Grades K-12)
- 5x5 Graduation Rate Placement Report (Grades 9-12)
- 5x5 College/Career Placement Report (Grades 9-12)
- 5x5 English Language Arts Placement Report (Grades 3-8 and 11)
- 5x5 Mathematics Placement Report (Grades 3-8 and 11)
- College/Career Measures Report
- Participation Rate Report
- Student Group Report
- California School Dashboard 

Student Group Report for 2018

Student Group	Chronic Absenteeism	Suspension Rate	Graduation Rate	College/Career	English Language Arts	Mathematics
All Students	Orange	Green	Green	Yellow	Yellow	Yellow
English Learners	Yellow	Green	Yellow	Red	Yellow	Red
Foster Youth	Orange	Yellow	Yellow	Yellow	Orange	Red
Homeless	Orange	Yellow	Orange	Orange	Yellow	Yellow
Socioeconomically Disadvantaged	Orange	Yellow	Green	Yellow	Yellow	Yellow
Students with Disabilities	Orange	Yellow	Orange	Red	Orange	Orange
African American	Orange	Yellow	Blue	Orange	Yellow	Orange
American Indian or Alaska Native	Orange	Yellow	None	None	Orange	Orange
Asian	Yellow	Blue	None	None	Green	Green
Filipino	Blue	Blue	None	None	Yellow	Yellow
Hispanic	Orange	Green	Green	Yellow	Yellow	Yellow
Native Hawaiian or Pacific Islander	Orange	Yellow	None	None	Orange	Yellow
White	Yellow	Green	Orange	Orange	Yellow	Yellow
Two or More Races	Yellow	Orange	None	None	Orange	Orange

The California School Dashboard

www.caschooldashboard.org

Questions?